

POWER: 460/60/3 V/HZ/PH

TOTAL F.L.A.: xxx A

SERVICE REQ.: xxx A

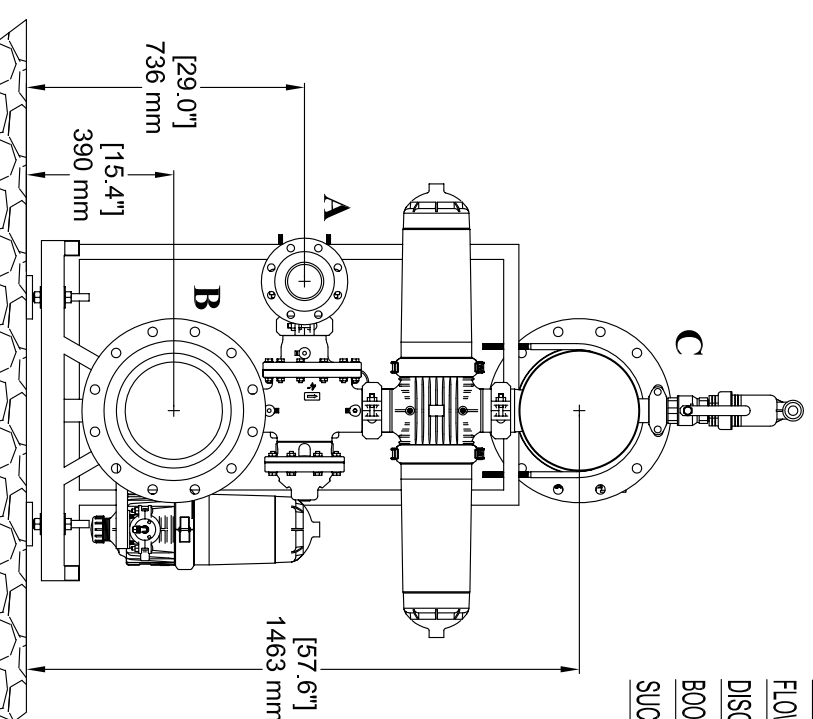
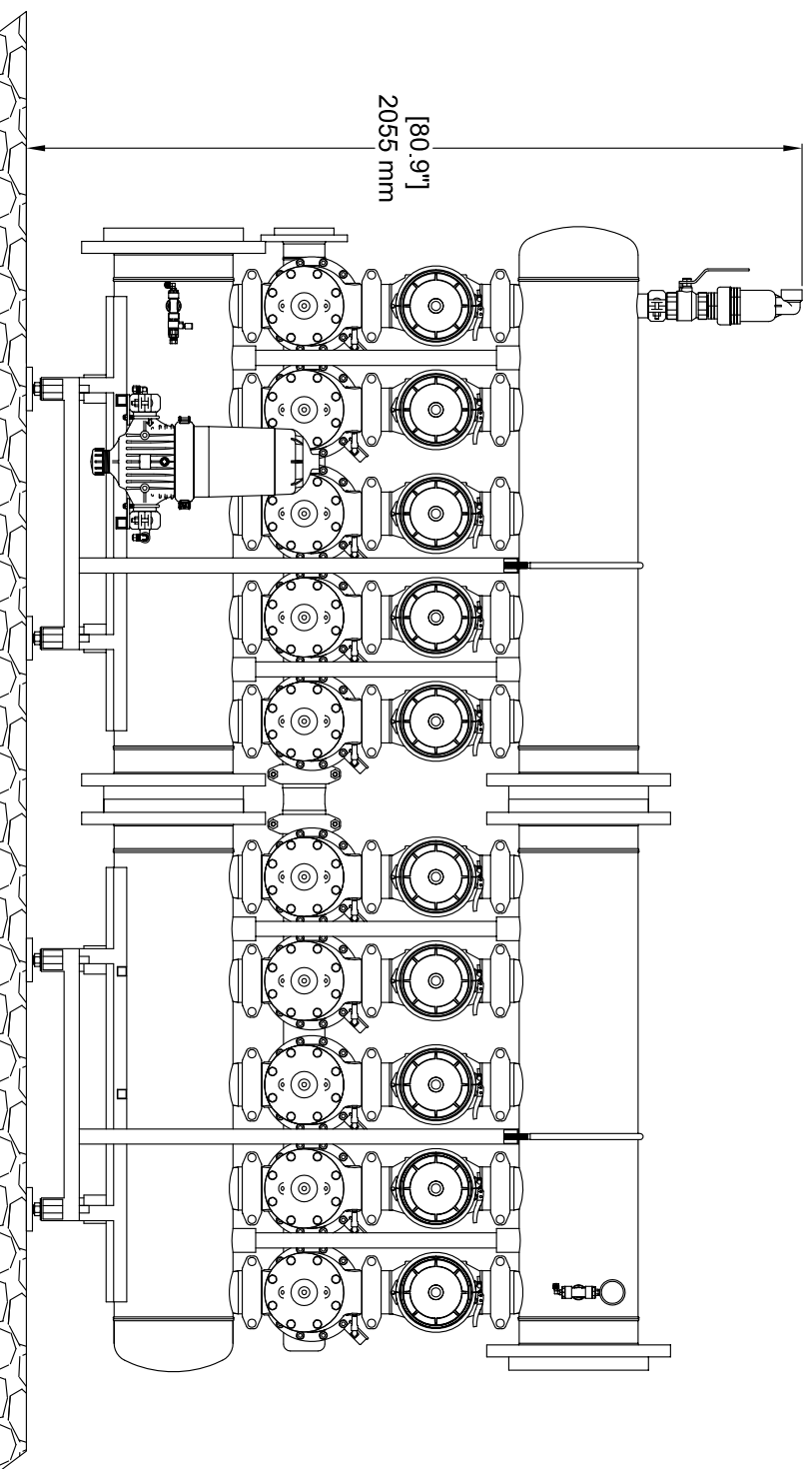
FLOW: xxx GPM

DISCHARGE PRESSURE: xxx PSI

BOOST PRESSURE: xxx FT.

SUCTION PRESSURE: xxx PSI

NOTE: DRAWING BASED ON
QUOTE #GVT112608304F



A - 4" Drainage manifold
ANSI Class 150

B - 12" Inlet manifold
ANSI Class 150

C - 12" Outlet manifold
ANSI Class 150

SIGN BLOCK FOR PRODUCTION RELEASE

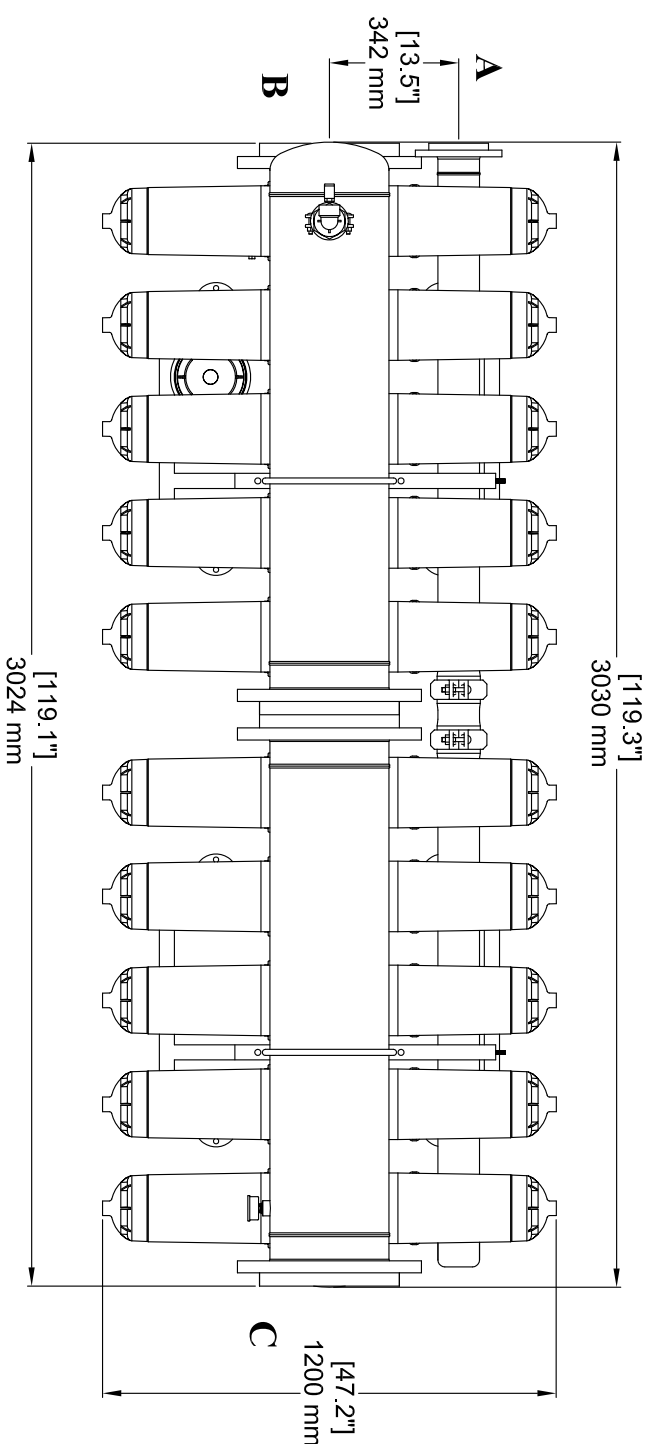
GENERAL ARRANGEMENT APPROVAL (INCLUDING ELECTRICAL REQUIREMENTS)

SIGNATURE _____

DATE _____

TITLE _____

SIGNATURE VERIFIES DRAWING DIMENSIONS MEET SITE REQUIREMENTS
AND SCOPE OF THE ABOVE REFERENCED QUOTE. CHANGES AFTER APPROVAL
COULD RESULT IN DELIVERY DELAYS AND ADDITIONAL COST.



A

B

C

D

E

F

8

7

6

5

4

3

2

1

A

B

C

D

E

F

A

B

C

D

E

F

NOTICE:
THIS DRAWING IS THE PROPERTY OF RAINBIRD SYSTEMS INC. AND IS NOT TO BE REPRODUCED, COPIED, OR TRANSMITTED IN ANY FORM OR BY ANY MEANS, WITHOUT THE WRITTEN PERMISSION OF RAINBIRD SYSTEMS INC. ANY UNAUTHORIZED REPRODUCTION OR TRANSMISSION OF THIS DRAWING IS STRICTLY PROHIBITED. THE USER OF THIS DRAWING AGREES TO HOLD RAINBIRD SYSTEMS INC. HARMLESS FROM AND AGAINST ALL CLAIMS, DAMAGES, LOSSES AND EXPENSES, INCLUDING REASONABLE ATTORNEY'S FEES, ARISING FROM OR OUT OF THE USE OF THIS DRAWING. ALL RIGHTS ARE RESERVED.

UNLESS OTHERWISE SPECIFIED	BRAND	DATE
FINISH	ENH	3/20/03
TOLERANCE	SS	9/20/03
SCALE	1"=1'	
UNIT	INCHES	
ANALYSIS	XX	2/07
TOLERANCE	XX	2/07
	XX	2/07

PROJECT NAME	PROJECT NO.	DATE
DISC FILTER ASSY - HDF 10X4/12F	GP12100989	3/22/2011

REV.	DESCRIPTION
352250XXXX-M1-A	