

Rain Bird introduced the first Impact Sprinkler to the market in 1933 (Patent #1.997.901) ushering in the era of modern irrigation techniques. This commitment to the design of superior, efficient, impact sprinklers is as strong today as it was 75 years ago and is evident in every product we offer.

Major Products

	2045-PJ Maxi-Bird	20BP-ADJ	25BPJ-ADJ	35A-TNT	65PJADJ-TNT
Primary Applications					
Slopes	●	●	●	●	●
Ground Cover/Shrubs	●	●	●	●	●
Low Pressure Systems	●	●	●	●	●
High Wind Areas	●	●	●	●	●
Effluent Water	●	●	●	●	●



Water Saving Tips

- Rain Bird Impact Sprinklers have been designed for the demanding requirements of agricultural irrigation. These products have proven themselves to be grit tolerant and resistant to the attack of harsh water
- Both full-circle and part-circle models include drive mechanisms that have been refined to provide the smoothest, most reliable operation currently offered in the industry
- A generous selection of nozzles, operable across a wide pressure range, ensures that you will be able to find a sprinkler especially suited to your requirements



2045-PJ-08 Maxi-Bird

2045-PJ Maxi-Bird™

½" (15/21) Riser-Mounted Impact Head Used for Slope and Large-Area, Above-Grade Applications

- Flexibility – Straight-through flow for superior performance in dirty water
- Reliability – Proven impact drive
- Performance – 5 Matched Precipitation Rate (MPR) nozzles and 2 low-angle (LA) nozzles

Features

- Double-weighted arm for slower rotation and increased distance of throw. Powerful reverse action
- Adjustable arm spring for low-pressure and low-gallage operation
- Precision Jet tube (PJ™) minimizes side splash
- Interchangeable, color-coded bayonet mount nozzles
 - No tools required to change nozzles
- FP trip permits full- or part-circle operation (20° to 340°)

Operating Range

- Pressure: 25 to 60 psi (1.7 to 4.1 bar)
- Flow: 1.5 to 8.4 gpm (0.34 to 1.91 m³/h; 5.4 to 31.8 l/m)
- Radius: 22 to 45 feet (6.7 to 13.7 m)
- Precipitation rate: 0.28 to 1.21 inches per hour (7 to 31 mm/h)

Specifications

- ½" (15/21) male threaded inlet nozzles
- Nozzle outlet trajectory: 23° for 06, 07, 08, 10, and 12 nozzles
- 11° for 07 LA and 10 LA
- Standard trajectory angle nozzles: 06-red; 07-black; 08-blue; 10-yellow; 12-beige
- Low angle (LA) nozzles: 07 LA-black; 10 LA-yellow (optional)

Model

- 2045-PJ-08 Maxi-Bird



2045-PJ-08 Nozzles

2045-PJ-08 Maxi-Bird Performance						
Pressure psi	Nozzle	Radius ft.	Flow gpm	■ Precip In/h	▲ Precip In/h	
25	● 06	-	-	-	-	
	● 07 LA	22	1.5	0.60	0.69	
	● 07	32	2.2	0.41	0.48	
	● 08 *	35	2.8	0.44	0.51	
	● 10 LA	25	3.4	1.05	1.21	
	● 10	38	4.2	0.56	0.65	
35	● 12	39	5.5	0.70	0.80	
	● 06	37	2.0	0.28	0.32	
	● 07 LA	23	1.9	0.69	0.80	
	● 07	37	2.7	0.38	0.44	
	● 08 *	38	3.3	0.44	0.51	
	● 10 LA	29	4.0	0.92	1.06	
45	● 10	41	4.8	0.55	0.64	
	● 12	42	6.3	0.69	0.79	
	● 06	38	2.3	0.31	0.35	
	● 07 LA	25	2.1	0.65	0.75	
	● 07	39	3.0	0.38	0.44	
	● 08 *	40	3.7	0.45	0.51	
55	● 10 LA	31	4.5	0.90	1.04	
	● 10	42	5.4	0.59	0.68	
	● 12	44	7.1	0.71	0.82	
	● 06	38	2.5	0.33	0.39	
	● 07 LA	25	2.3	0.71	0.82	
	● 07	41	3.3	0.38	0.44	
60	● 08 *	41	4.1	0.47	0.54	
	● 10 LA	32	5.0	0.94	1.09	
	● 10	43	6.0	0.62	0.72	
	● 12	45	7.9	0.75	0.87	
	● 06	38	2.6	0.35	0.40	
	● 07 LA	25	2.4	0.74	0.85	
	● 07	41	3.5	0.40	0.46	
	● 08 *	42	4.2	0.46	0.53	
	● 10 LA	32	5.4	1.02	1.17	
	● 10	44	6.4	0.64	0.74	
	● 12	45	8.4	0.80	0.92	

2045-PJ-08 Maxi-Bird Performance							METRIC
Pressure bar	Nozzle	Radius m	Flow m ³ /h	Flow l/m	■ Precip mm/h	▲ Precip mm/h	
2.0	● 6	-	-	-	-	-	
	● 07 LA	6.8	0.38	6.0	16	19	
	● 7	10.4	0.55	9.0	10	12	
	● 8 *	11.0	0.68	11.4	11	13	
	● 10 LA	8.1	0.83	13.8	25	29	
	● 10	11.9	1.01	16.8	14	16	
2.5	● 12	12.3	1.32	22.2	18	20	
	● 6	11.3	0.46	7.8	7	8	
	● 07 LA	7.1	0.44	7.2	17	20	
	● 7	11.4	0.62	10.2	10	11	
	● 8 *	11.7	0.76	12.6	11	13	
	● 10 LA	8.9	0.92	15.6	23	27	
3.0	● 10	12.5	1.11	18.6	14	16	
	● 12	12.9	1.45	24.0	18	20	
	● 6	11.5	0.51	8.4	8	9	
	● 07 LA	7.5	0.47	7.8	17	19	
	● 7	11.8	0.67	11.4	10	11	
	● 8 *	12.1	0.83	13.8	11	13	
3.5	● 10 LA	9.4	1.01	16.8	23	27	
	● 10	12.8	1.21	20.4	15	17	
	● 12	13.3	1.59	26.4	18	21	
	● 6	11.6	0.55	9.0	8	9	
	● 07 LA	7.6	0.50	8.4	17	20	
	● 7	12.2	0.72	12.0	10	11	
4.0	● 8 *	12.4	0.89	15.0	12	13	
	● 10 LA	9.6	1.09	18.0	23	27	
	● 10	13.0	1.30	21.6	15	18	
	● 12	13.6	1.72	28.8	19	21	
	● 6	11.6	0.58	9.6	9	10	
	● 07 LA	7.6	0.54	9.0	18	21	
	● 7	12.5	0.78	13.2	10	11	
	● 8 *	12.7	0.94	15.6	12	14	
	● 10 LA	9.8	1.19	19.8	25	29	
	● 10	13.3	1.42	23.4	16	19	
	● 12	13.7	1.86	31.2	20	23	

Precipitation rates based on half-circle operation

■ Square spacing based on 50% diameter of throw

▲ Triangular spacing based on 50% diameter of throw

* Standard Nozzle Size

Performance data collected in zero wind conditions

Performance data derived from tests that conform with ASAE Standards; ASAE S398.1.

See page 224 for complete ASAE Test Certification Statement.

20B-ADJ

½" (15/21) Riser-Mounted Impact Head Used for Slope or Non-Turf-Area Applications

- Flexibility – Straight-through flow for superior performance in dirty water
- Reliability – Proven impact drive
- Durability – Rugged brass construction

Features

- Distance-control diffuser pin allows up to 25% radius reduction without changing nozzles

Operating Range

- Precipitation rate: 0.16 to 0.39 inches per hour (4 to 10 mm/h)
- Radius: 38 to 41 feet (11.6 to 12.5 m)
- Pressure: 30 to 70 psi (2.1 to 4.8 bar)
- Flow: 2.4 to 5.9 gpm (0.54 to 1.34 m³/h; 9.0 to 22.2 l/m)

Specifications

- ½" (15/21) male threaded inlet
- For 10 nozzle at normal operating pressure, the highest point of stream is 7 feet (2.1 m) above nozzle
- Nozzles: 08, 09, 10

Model

- 20B-ADJ



20B-ADJ

20B-ADJ Performance					
Pressure psi	Nozzle	Radius ft.	Flow gpm	■ Precip In/h	▲ Precip In/h
30	08	38	2.4	0.16	0.18
	09	39	3.1	0.20	0.23
	10 *	39	3.8	0.24	0.28
40	08	39	2.9	0.18	0.21
	09	40	3.6	0.22	0.25
	10 *	40	4.4	0.26	0.31
50	08	40	3.2	0.19	0.22
	09	41	4.0	0.23	0.26
	10 *	41	5.0	0.29	0.33
60	08	40	3.6	0.22	0.25
	09	41	4.4	0.25	0.29
	10 *	41	5.5	0.32	0.36
70	08	40	3.9	0.23	0.27
	09	41	4.8	0.27	0.32
	10 *	41	5.9	0.34	0.39

20B-ADJ Performance					METRIC	
Pressure bar	Nozzle	Radius m	Flow m ³ /h	Flow l/m	■ Precip mm/h	▲ Precip mm/h
2.1	8	11.6	0.54	9.0	4	5
	9	11.9	0.70	12.0	5	6
	10 *	11.9	0.86	14.4	6	7
2.5	8	11.8	0.61	10.2	4	5
	9	12.1	0.77	12.6	5	6
	10 *	12.1	0.95	15.6	6	7
3.0	8	11.9	0.67	11.4	5	5
	9	12.2	0.84	13.8	6	7
	10 *	12.2	1.04	17.4	7	8
3.5	8	12.0	0.73	12.0	5	6
	9	12.3	0.91	15.0	6	7
	10 *	12.3	1.13	18.6	7	9
4.0	8	12.1	0.79	13.2	5	6
	9	12.4	0.98	16.2	6	7
	10 *	12.4	1.21	20.4	8	9
4.5	8	12.2	0.85	14.4	6	7
	9	12.5	1.05	17.4	7	8
	10 *	12.5	1.30	21.6	8	10
4.8	8	12.2	0.89	15.0	6	7
	9	12.5	1.09	18.0	7	8
	10 *	12.5	1.34	22.2	9	10

Precipitation rates based on half-circle operation

■ Square spacing based on 50% diameter of throw

▲ Triangular spacing based on 50% diameter of throw

* Standard Nozzle Size

Optimum water distribution achieved at 40 to 50 psi (2.8 to 3.5 bar)

Performance data collected in zero wind conditions

Performance data derived from tests that conform with ASAE Standards; ASAE S398.1.

See page 224 for complete ASAE Test Certification Statement.

25BPJ-ADJ Series

½" (15/21) Riser-Mounted Impact Head Used for Slope or Large, Non-Turf-Area Applications

- Flexibility – Straight-through flow for superior performance in dirty water
- Reliability – Proven impact drive
- Durability – Rugged brass, bronze, and stainless steel construction. Bronze body and arm, stainless steel trip assembly, brass bearing sleeve and nipple. Stainless steel fulcrum pin, arm spring, trip spring and friction collars

Features

- FP trip allows full- or part-circle operation. Adjustable from 20° to 340°
- Die-cast Precision Jet tube (PJ™) minimizes side splash

Operating Range

- Precipitation rate: 0.41 to 0.66 inches per hour (10 to 17 mm/h)
- Radius: 38 to 41 feet (11.6 to 12.5 m)
- Pressure: 30 to 50 psi (2.1 to 3.5 bar)
- Flow: 3.1 to 5.0 gpm (0.70 to 1.14 m³/h; 12.0 to 19.2 l/m)

Specifications

- ½" (15/21) male threaded inlet
- Nozzle outlet trajectory: 25°
- Nozzles: 09, 10

Models

- 25BPJ-FP-ADJ
- 25BPJ-FP-ADJ-DA
- 25BPJ-FP-ADJ-DA-TNT
- 25BPJ Special



25BPJ-FP-ADJ

Brass nozzle with bridge-mounted stainless steel diffuser pin and non-clog, barrel-type vane. Diffuser pin allows up to 25% radius reduction without changing nozzles



25BPJ-ADJ-DA-TNT

Same as model 25BPJ-FP-ADJ-DA, with longer wearing TNT bearing



25BPJ-FP-ADJ-DA

Same as model 25BPJ-FP-ADJ, with bridge-mounted DA distance control flap



25BPJ Special

Same as model 25 BPJ-FP-ADJ-DA-TNT, with tamper-resistant friction collars and fixed trip for part-circle operation only

25BPJ-ADJ Series Performance					
Pressure psi	Nozzle	Radius ft.	Flow gpm	■ Precip In/h	▲ Precip In/h
30	09	38	3.1	0.41	0.48
	10 *	39	3.8	0.48	0.56
40	09	39	3.6	0.46	0.53
	10 *	40	4.4	0.53	0.61
50	09	40	4.0	0.48	0.56
	10 *	41	5.0	0.57	0.66

25BPJ-ADJ Series Performance					METRIC	
Pressure bar	Nozzle	Radius m	Flow m³/h	Flow l/m	■ Precip mm/h	▲ Precip mm/h
2.1	9	11.6	0.70	12.0	10	12
	10 *	11.9	0.86	14.4	12	14
2.5	9	11.8	0.77	12.6	11	13
	10 *	12.1	0.95	15.6	13	15
3.0	9	12.0	0.85	13.8	12	14
	10 *	12.3	1.05	17.4	14	16
3.5	9	12.2	0.91	15.0	12	14
	10 *	12.5	1.14	19.2	15	17

Precipitation rates based on half-circle operation

■ Square spacing based on 50% diameter of throw

▲ Triangular spacing based on 50% diameter of throw

* Standard Nozzle Size


Optimum water distribution achieved at 40 to 50 psi (2.8 to 3.5 bar)

Performance data collected in zero wind conditions

Performance data derived from tests that conform with ASAE Standards; ASAE S398.1. See page 224 for complete ASAE Test Certification Statement.

How To Specify

25BPJ-ADJ- 09



Model
25BPJ-FP-ADJ



35A-TNT

3/4" (20/27) male bearing. TNT bearing only. Cast brass body and arm. Brass bearing sleeve and nipple. Stainless steel arm spring, trip spring, and trip collars. Stainless steel trip can be set for full- or part-circle operation



35A-PJDA-TNT

Same as model 35A-TNT, with Precision Jet tube (PJ™) and distance control flap (DA)



35A-ADJ-TNT

Same as model 35A-TNT with distance control diffuser pin (ADJ)



35A-PJADJ-TNT

Same as model 35A-TNT with distance control diffuser pin (ADJ) and Precision Jet tube (PJ™)

35A-TNT Series

3/4" (20/27) Riser-mounted Impact Head Used for Slope or Large, Non-Turf-Area Applications

- Flexibility – Straight-through flow for superior performance in dirty water
- Reliability – Proven impact drive
- Durability – Rugged brass and stainless steel construction

Features

- Long-wearing TNT bearing
- FP trip allows full- or part-circle operation. Adjustable from 20° to 340°
- Precision Jet tube (PJ™) minimizes side splash
- Stainless steel distance control diffuser pin and DA distance control flap allow up to 25% radius reduction without changing nozzles

Operating Range

- Precipitation rate: 0.43 to 0.67 inches per hour (11 to 17 mm/h)
- Radius: 42 to 51 feet (12.8 to 15.6 m)
- Pressure: 30 to 60 psi (2.1 to 4.1 bar)
- Flow: 3.9 to 7.8 gpm (0.89 to 1.77 m³/h; 15.0 to 29.4 l/m)

Specifications


- 3/4" (20/27) male threaded inlet
- Nozzle outlet trajectory: 27°

Models

- 35A-TNT
- 35A-ADJ-TNT
- 35A-PJDA-TNT
- 35A-PJADJ-TNT

How To Specify

35A-PJADJ-TNT- 10



35A-TNT Series Performance					
Pressure psi	Nozzle	Radius ft.	Flow gpm	■ Precip In/h	▲ Precip In/h
30	10	42	3.9	0.43	0.49
	11	43	4.6	0.48	0.55
	12 *	44	5.5	0.55	0.63
40	10	44	4.5	0.45	0.52
	11	45	5.4	0.51	0.59
	12 *	47	6.4	0.56	0.64
50	10	45	5.0	0.48	0.55
	11	47	6.0	0.52	0.60
	12 *	49	7.2	0.58	0.67
60	10	46	5.4	0.49	0.57
	11	48	6.6	0.55	0.64
	12 *	51	7.8	0.58	0.67

Precipitation rates based on half-circle operation

■ Square spacing based on 50% diameter of throw

▲ Triangular spacing based on 50% diameter of throw

* Standard Nozzle Size

Optimum water distribution achieved at 40 to 50 psi (2.8 to 3.5 bar)

Performance data collected in zero wind conditions

Performance data derived from tests that conform with ASAE Standards; ASAE S398.1.

See page 224 for complete ASAE Test Certification Statement.

35A-TNT Series Performance					METRIC	
Pressure bar	Nozzle	Radius m	Flow m ³ /h	Flow l/m	■ Precip mm/h	▲ Precip mm/h
2.1	10	12.8	0.89	15.0	11	12
	11	13.1	1.04	17.4	12	14
	12 *	13.4	1.25	21.0	14	16
2.5	10	13.1	0.97	16.2	11	13
	11	13.5	1.15	19.2	13	15
	12 *	13.9	1.37	22.8	14	16
3.0	10	13.4	1.05	17.4	12	13
	11	13.9	1.26	21.0	13	15
	12 *	14.5	1.50	25.2	14	17
3.5	10	13.7	1.13	18.6	12	14
	11	14.3	1.37	22.8	13	16
	12 *	15.0	1.63	27.0	15	17
4.0	10	14.0	1.21	20.4	12	14
	11	14.6	1.48	24.6	14	16
	12 *	15.5	1.75	29.4	15	17
4.1	10	14.0	1.23	20.4	12	14
	11	14.6	1.50	25.2	14	16
	12 *	15.6	1.77	29.4	15	17

65PJADJ-TNT

1" (26/34) Riser-Mounted Impact Head Used for Slope or Large, Non-Turf-Area Applications

- Flexibility – Straight-through flow for superior performance in dirty water
- Reliability – Proven impact drive
- Durability – Rugged brass and stainless steel construction

Features

- Long-wearing TNT bearing
- FP trip allows full- or part-circle operation. Adjustable from 20° to 340°
- Precision Jet tube (PJ™) minimizes side splash
- Stainless steel distance control diffuser pin allows up to 25% radius reduction without changing nozzles

Operating Range

- Precipitation rate: 0.75 to 0.94 inches per hour (19 to 23 mm/h)
- Radius: 57 to 65 feet (17.4 to 19.8 m)
- Pressure: 50 to 80 psi (3.5 to 5.5 bar)
- Flow: 12.9 to 16.5 gpm (2.93 to 3.75 m³/h; 48.6 to 62.4 l/m)

Specifications

- 1" (26/34) female NPT or BSP threaded inlet.
- Nozzle outlet trajectory: 27°

Model

- 65PJADJ-TNT
- 65PJADJ-TNT-BSP: BSP model

65PJADJ-TNT Performance

Pressure psi	Nozzle	Radius ft.	Flow gpm	Precip In/h	Precip In/h
50	16	57	12.9	0.76	0.88
60	16	58	14.2	0.81	0.94
70	16	63	15.4	0.75	0.86
80	16	65	16.5	0.75	0.87

65PJADJ-TNT Performance

Pressure bar	Nozzle	Radius m	Flow m ³ /h	Flow l/m	METRIC	
					Precip mm/h	Precip mm/h
3.5	16	17.4	2.93	48.6	19	22
4.0	16	17.9	3.16	52.8	20	23
4.5	16	18.5	3.35	55.8	19	23
5.0	16	19.2	3.55	59.4	19	22
5.5	16	19.8	3.75	62.4	19	22

Precipitation rates based on half-circle operation

■ Square spacing based on 50% diameter of throw

▲ Triangular spacing based on 50% diameter of throw

* Standard Nozzle Size

Optimum water distribution achieved at 40 to 50 psi (2.8 to 3.5 bar)

Performance data collected in zero wind conditions


Performance data derived from tests that conform with ASAE Standards; ASAE S398.1. See page 224 for complete ASAE Test Certification Statement.



65PJADJ-TBT

How To Specify

65PJADJ- TNT



Model
65PJADJ-TNT