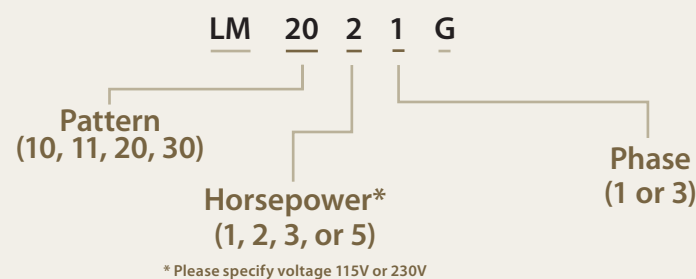
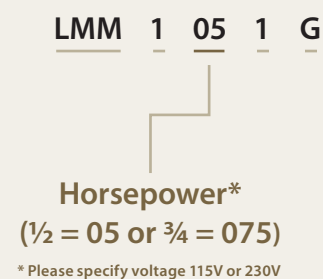


## How to Specify/Order:

### LM Series (Single-Pattern)



### LMM Series (Multi-Pattern)



Description	Model Number	Part Number
<b>LM Series (Single Pattern)</b>		
LM 10 AER 1 HP 115V 1PH 60HZ	LM1011G	AF1000115
LM 10 AER 1 HP 230V 1PH 60HZ	LM1011G	AF1005230
LM 10 AER 2 HP 230V 1PH 60HZ	LM1021G	AF1010230
LM 10 AER 3 HP 230V 1PH 60HZ	LM1031G	AF1015230
LM 10 AER 3 HP 230V 3PH 60HZ	LM1033G	AF1020230
LM 10 AER 3 HP 460V 3PH 60HZ	LM1033G	AF1025460
LM 10 AER 5 HP 230V 3PH 60HZ	LM1053G	AF1035230
LM 10 AER 5 HP 460V 3PH 60HZ	LM1053G	AF1040460
LM 11 AER 1 HP 115V 1PH 60HZ	LM1111G	AF1100115
LM 11 AER 1 HP 230V 1PH 60HZ	LM1111G	AF1105230
LM 11 AER 2 HP 230V 1PH 60HZ	LM1121G	AF1110230
LM 11 AER 3 HP 230V 1PH 60HZ	LM1131G	AF1115230
LM 11 AER 3 HP 230V 3PH 60HZ	LM1133G	AF1120230
LM 11 AER 3 HP 460V 3PH 60HZ	LM1133G	AF1125460
LM 11 AER 5 HP 230V 3PH 60HZ	LM1153G	AF1135230
LM 11 AER 5 HP 460V 3PH 60HZ	LM1153G	AF1140460
LM 20 AER 1 HP 115V 1PH 60HZ	LM2011G	AF2000115
LM 20 AER 1 HP 230V 1PH 60HZ	LM2011G	AF2005230
LM 20 AER 1 HP 230V 1PH 60HZ	LM2021G	AF2010230
LM 20 AER 3 HP 230V 1PH 60HZ	LM2031G	AF2015230
LM 20 AER 3 HP 230V 3PH 60HZ	LM2033G	AF2020230
LM 20 AER 3 HP 460V 3PH 60HZ	LM2033G	AF2025460
LM 20 AER 5 HP 230V 3PH 60HZ	LM2053G	AF2035230
LM 20 AER 5 HP 460V 3PH 60HZ	LM2053G	AF2040460
LM 30 AER 1 HP 115V 1PH 60HZ	LM3011G	AF3000115

Description	Model Number	Part Number
<b>LM Series (Single Pattern) (continued)</b>		
LM 30 AER 1 HP 230V 1PH 60HZ	LM3011G	AF3005230
LM 30 AER 2 HP 230V 1PH 60HZ	LM3021G	AF3010230
LM 30 AER 3 HP 230V 1PH 60HZ	LM3031G	AF3015230
LM 30 AER 3 HP 230V 3PH 60HZ	LM3033G	AF3020230
LM 30 AER 3 HP 460V 3PH 60HZ	LM3033G	AF3025460
LM 30 AER 5 HP 460V 3PH 60HZ	LM3053G	AF3040460
<b>LMM Series (Multi-Pattern)</b>		
LMM AER 1/2 HP 230V 1PH 60HZ	LMM1051G	AF0005230
LMM AER 3/4 HP 230V 1PH 60HZ	LMM10751G	AF0010230
<b>Options for LM Aerators</b>		
CABLE 10/4 SOOW 25'	LM104G	AF5010
EQUIPMENT PROTECTION DEVICE	LMEPDG	AF5000
3 LIGHT MR16 65 W SET	LM365WG	AF5020
LIGHTS TRANSFORMER 460V SITES	LMXMFGR	AF5030
X-LG POWER CONTROL CTR. 65W LIGHT	LMPCCXLG	AF5040
<b>Options for LMM Aerators</b>		
2 LIGHT MR16 20 W SET	LMM220WG	AF5110
CABLE 12/3 SJOOW 25'	LMM123G	AF5100
<b>Lenses for Aerator Light Sets</b>		
LENSE FOR AERATOR LIGHT RED	AERREDG	AF5200
LENSE FOR AERATOR LIGHT BLUE	AERBLUEG	AF5210
LENSE FOR AERATOR LIGHT YELLOW	AERYELLOWG	AF5220
LENSE FOR AERATOR LIGHT GREEN	AERGREENG	AF5230



## Rain Bird Lake Management Aerators

A beautiful solution, top to bottom.



**Rain Bird Corporation**  
 6991 E. Southpoint Road  
 Tucson, AZ 85706 U.S.A.  
 Phone: (800) 984-2255; (520) 741-6100  
 Fax: (520) 741-6522  
 Email: [rbgolf@rainbird.com](mailto:rbgolf@rainbird.com)

**Rain Bird Technical Services**  
 (800) RAINBIRD (U.S. and Canada)

**Rain Bird International, Inc.**  
 P.O. Box 37  
 Glendora, CA 91740-0037 U.S.A.  
 Phone: (626) 963-9311  
 Fax: (626) 852-7343

[www.rainbird.com](http://www.rainbird.com)

The Intelligent Use of Water™ — Visit [www.rainbird.com](http://www.rainbird.com) to learn about our efforts

© Registered Trademark of Rain Bird Corporation  
 © 2007 Rain Bird Corporation 8/07

D37434



## The Aeration Solution:

### Functional

Clean, treated lake or pond water will have a positive impact on your irrigation and pumping efficiencies, delivering a reliable, cost-effective irrigation solution that's chemical free, low maintenance and eco-friendly.

### Cost-effective


No recurring chemical or fertilizer costs means a Rain Bird Aerator is a solution that saves money as it saves your water feature. Lake Management Aerators: cost-effective for customers, financially beneficial for you.

### Reliable

Backed by the Rain Bird name and built-to-last, all Rain Bird Aerators are constructed from the highest quality, corrosion-resistant parts.

### Aesthetic

Available in a multitude of beautiful spray patterns, Rain Bird Lake Management Aerators will enhance the natural beauty of any lake or pond.



# Rain Bird Lake Management Aerators

**A beautiful solution, top to bottom.**

A healthy lake or pond attracts visitors, wildlife, and admiring glances. Without oxygen to maintain an ecological balance, however, even the best-maintained small body of water can fall prey to algae, odors, and other problems. Installing Rain Bird's Lake Management Aerators will help keep lakes and ponds beautiful and maintain that ecological balance. More than just adding beauty, Rain Bird Lake Management Aerators work efficiently to maintain an ecological balance in lakes and ponds up to 15 feet (5 m) deep by stimulating vertical circulation and adding dissolved oxygen to the water. Available in single and multi-spray patterns, Rain Bird offers a complete line of lake management aerators to meet all your aesthetic and functional needs.

Lakes and ponds, even man-made, are a part of nature. As such, they have a natural life cycle and require an active strategy to keep problems at bay. Every body of water starts out fresh and clean, but it doesn't take long for algae and weeds to build up. If not corrected, the lake or pond can turn into an unattractive bog or marsh. As a lake or pond becomes ecologically unbalanced, the effects or symptoms are readily apparent, including unsightly algae, foul and unpleasant odors, aggressive weed growth, and depleted fish populations.

The typical attempt to solve these problems involves a dose of chemicals and fertilizers. But harsh chemical treatments require more maintenance and cost, and lead to waste run-off. They can also cause your lake or pond to age faster. Mother Nature simply can't keep up with human intervention.

The best solution works hand-in-hand with nature – aeration. Installing Rain Bird Lake Management Aerators restores ecological balance while striking the perfect balance between beauty and function.



Above: The Rain Bird LMM Series 1/2-HP aerator (left); and the LM Series 2-HP aerator (right). Both offer aesthetic enhancement while improving water quality.

## Works Like A Mini-Treatment Plant

Rain Bird aerators work hard to maintain an ecological balance by improving water quality three ways:

**Oxygen** – aerating the water encourages aerobic digestion of nutrients by adding oxygen, resulting in the significant reduction of sediment and sludge build up.

**Nutrients** – potentially harmful nutrients are kept in balance through oxidation and de-stratification.

**Temperature** – mixing warmer surface water and cooler bottom water with dissolved oxygen breaks down stratification further to enhance the ecological balance of adding carbon dioxide at lower levels.

## Matching a Rain Bird Aerator to Your Needs

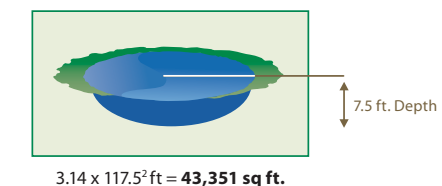
### Conditions and product selection

Proper sizing and placement is critical to how quickly and efficiently your Rain Bird Lake Management Aerator is able to clean your lake or pond. Sizing an aerator system depends on surface area, depth, climatic conditions and the lake's age.

### Sizing

Rain Bird LM Aerators are available in 1 - 5 HP models. **As a general rule, use 2 HP per surface acre or 4,000 square meters of water.** If your lake is less than 6 feet (2 m) deep, or if there is evidence of high nutrient levels, you should double your horsepower.

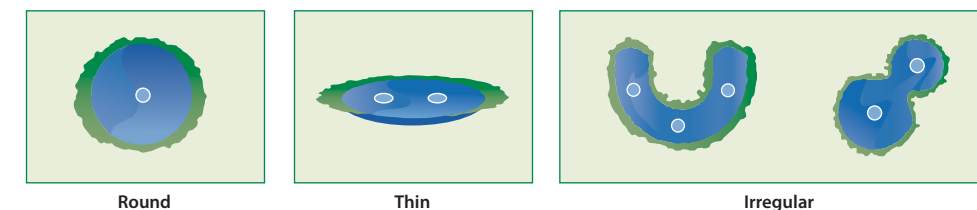
*For example, if your lake is 235 feet in diameter and 7.5 feet deep, it calculates to 43,351 (3.14\*(117.5\*117.5)) square feet or roughly one acre. In this case, one Rain Bird Aerator with 2 HP motor will provide you with the circulation you need.*



### Placement

Placement is dependent on the size and shape of your lake or pond. Like sprinklers, Rain Bird LM Aerators have zones and ranges.

In round, square or oval lakes, place the aerator in the center or over the deepest area to generate maximum circulation. In larger or thin lakes, several small units will be more effective than one large unit. This will generate better circulation throughout the lake. In irregularly shaped lakes, use several aerators placed strategically to ensure maximum circulation.



## Single-Pattern (LM Series)

**LM10**  
A single plume geyser-type spray pattern offers aesthetic appeal while helping manage the health and appearance of ponds and lakes.

**LM11**  
Designed to deliver the highest oxygen transfer rate, the aerator provides an efficient, economical solution for high-quality water management. Its fan-shaped spray offers a perfect balance of form and function.

**LM20**  
The double-plume spray pattern adds dramatic appeal to any body of water. The moderate pumping rate introduces needed oxygen to the body of water, improving the health and appearance of the pond or lake.

**LM30**  
A beautiful three-plume spray pattern adds character and multi-dimensional ambience while efficiently managing the biological processes below the water's surface.

Basic component features include a float, motor housing, support arms.

## Multi-Pattern (LMM Series)

Primarily installed for aesthetic appeal, the LMM multi-pattern aerator also provides limited water quality enhancement for smaller ponds or lakes. Spray patterns can be changed to **LMM10, LMM11** and **LMM20**.

Available in 1/2 and 3/4 HP pumps. Basic component features include a float, motor housing, impellers/props and Mini Power Center.