






IRRIGATION SCHEDULE

| <u>SYMBOL</u> | <u>MANUFACTURER/MODEL/DESCRIPTION</u> | <u>QTY</u> | <u>DETAIL</u> |
|---|--|------------|---------------|
|  | RAIN BIRD PESB W/ LXIVMSOL 1", 1-1/2", 2" PLASTIC INDUSTRIAL VALVE. LOW FLOW OPERATING CAPABILITY, GLOBE CONFIGURATION. NOTE: CONTRACTOR TO REPLACE VALVE SOLENOID WITH THE LXIVMSOL INTEGRATED 2-WIRE DECODER AND SOLENOID. (1) LXIVMSOL PER VALVE | 1 | |
|  | RAIN BIRD ESPLXIVM-LXMMSS-LXMMSSPED 60 STATION 2-WIRE CONTROLLER, FLOW SENSING. IN EXTERIOR STAINLESS STEEL PEDESTAL. NOTE: EACH REMOTE CONTROL VALVE AND DRIP REMOTE CONTROL VALVE FOR CONTROLLER 'X' SHALL BE INSTALLED WITH A LXIVMSOL INTEGRATED VALVE MODULE WITH 2-WIRE DECODER/SOLENOID. SYSTEM WIRE TO BE PAIGE ELECTRIC CABLE P7072D 14-2 AWG 2-CONDUCTOR CABLE DIRECT BURIAL WIRE. LXIVMSD SURGE PROTECTION DEVICE SHALL BE INSTALLED AT THE END OF EACH 2-WIRE PATH AND ALONG THE THE 2-WIRE PATH AT AN ON CENTER SPACING NOT TO EXCEED 500 FEET OR EVERY 15 DEVICES; WHICHEVER IS SMALLER. INSTALL THE LXIVMSD SURGE PROTECTION DEVICE AND GROUNDING ROD IN A RAIN BIRD VB ROUND VALVE BOX. INSTALL ONE LXIVMSD SURGE DEVICE MINIMUM 8' FROM CONTROLLER. INSTALL PER RAIN BIRD MANUFACTURERS RECOMMENDATIONS. | 1 | |
| NO SYMBOLS | PAIGE ELECTRIC - THE CONTROLLER SHALL BE GROUNDED USING A #182000 5/8" X 8" COPPER CLAD GROUND ROD, A #182005 CAST BRONZE ROD CLAMP AND THE REQUIRED LENGTH OF #6AWG BARE, SINGLE STRAND COPPER GROUND WIRE. INSTALL INSIDE A RAIN BIRD VB 10" ROUND VALVE BOX. . | | |
| NO SYMBOL | N/A/ 120 VOLTS ELECTRICAL POWER FOR CONTROLLER, PROVIDED BY ELECTRICIAN VERIFY ACTUAL LOCATION IN THE FIELD. | | |
|  | RAIN BIRD IQ4G-USA IQ NCC CELLULAR CARTRIDGE UPGRADES ESP-LX SERIES STANDALONE CONTROLLERS TO IQ SATELLITE. INCLUDES 1 YEAR OF CELL SERVICE FREE | 1 | |
|  | RAIN BIRD WR2-48 WIRELESS RAIN/FREEZE SENSOR. AUTOMATICALLY SUSPENDS IRRIGATION IN THE EVENT OF RAINFALL FOR 48 HOURS. | 1 | |
|  | RAIN BIRD FS-100-B W/ LXIVMSEN 1" FLOW SENSOR FOR USE WITH RAIN BIRD LX SERIES CONTROLLERS AND CENTRAL CONTROL SYSTEMS. BRASS MODEL. SUGGESTED OPERATING RANGE OF 2.0 GPM TO 40.0 GPM. SENSORS SHOULD BE SIZED FOR FLOW RATHER THAN PIPE SIZE. NOTE: CONNECT (1) LXIVMSEN PER FLOW SENSOR FOR COMMUNICATION WITH ESPLXIVMP CONTROLLER. | 1 | |