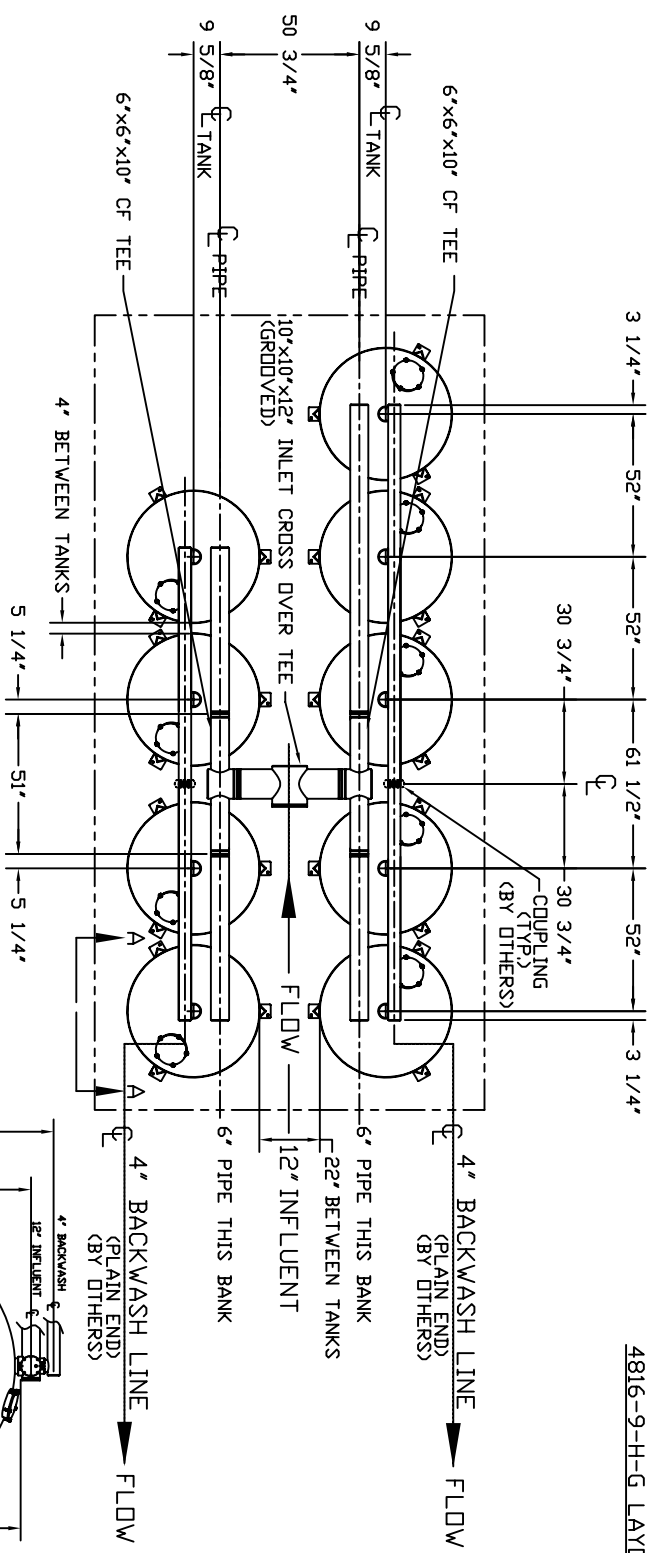
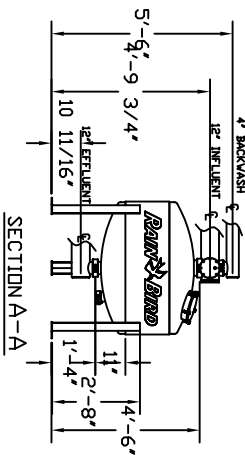
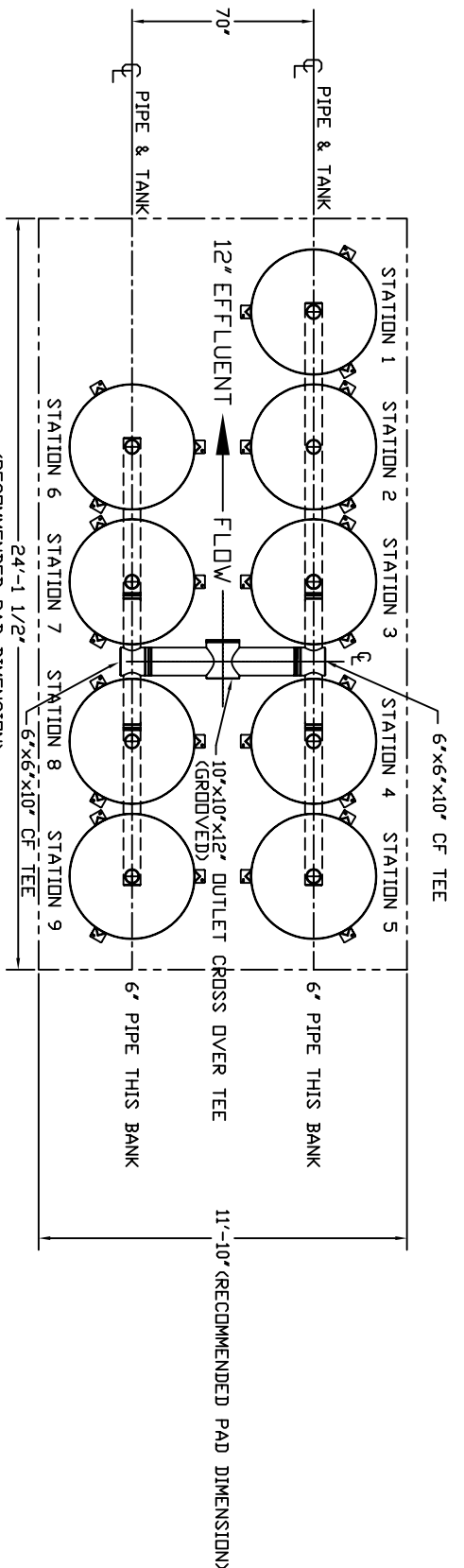


# UPPER (INLET) MANIFOLD LAYOUT

4816-9-H-G LAYOUT



# LOWER (OUTLET) MANIFOLD LAYOUT



PART NO.	MODEL	CARBOR STEEL SAND MEDIA FILTER	UNIT: MANUFACTURER'S COMPARTMENTAL APPROXIMATE DESIGN INDICATED BY MAIN AND COMPARTMENTAL DESIGN. MANUFACTURING ERROR AND TOLERANCE ARE NOT ACCEPTED UNDER A CONTRACT. RELIABILITY AND PERFORMANCE ARE NOT GUARANTEED. THIS DRAWING IS TO BE USED FOR DISCUSSION ONLY AND NOT FOR CONSTRUCTION. ANY INFORMATION REGARDING IT TO AN UNAUTHORIZED PERSON SHALL BE DEEMED CONFIDENTIAL. ALL RIGHTS RESERVED.	DATE: 07/20/11	SCALE: 1/8" = 1'-0"	PROJECT: SAND MEDIA FILTERS	PROJECT NO: 4816-9-H-G
PF01-12	SM4816-9-G	1913/2813 (GMP)		DATE: 07/20/11	SCALE: 1/8" = 1'-0"	PROJECT: SAND MEDIA FILTERS	PROJECT NO: 4816-9-H-G
PF02-12	SM4816-9I-G	W/ID COATING 1913/2813 (GMP)		DATE: 07/20/11	SCALE: 1/8" = 1'-0"	PROJECT: SAND MEDIA FILTERS	PROJECT NO: 4816-9-H-G
PF03-12	SM4816-9B-G	W/ID & DD COATING 1913/2813 (GMP)		DATE: 07/20/11	SCALE: 1/8" = 1'-0"	PROJECT: SAND MEDIA FILTERS	PROJECT NO: 4816-9-H-G

DD NOT SCALE DWG.