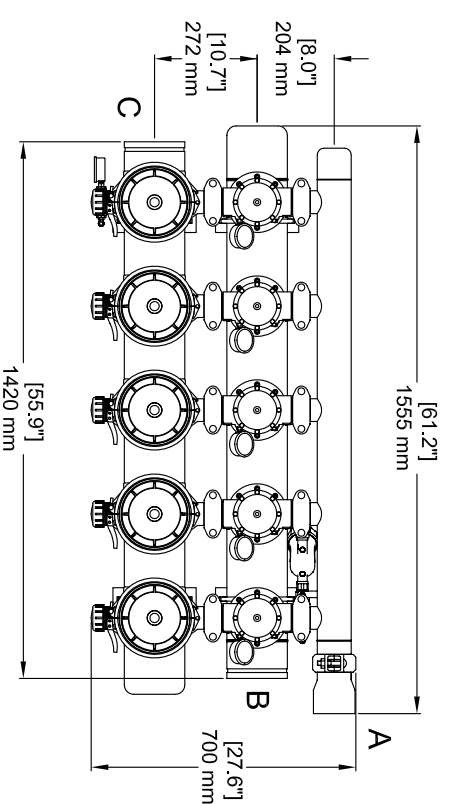
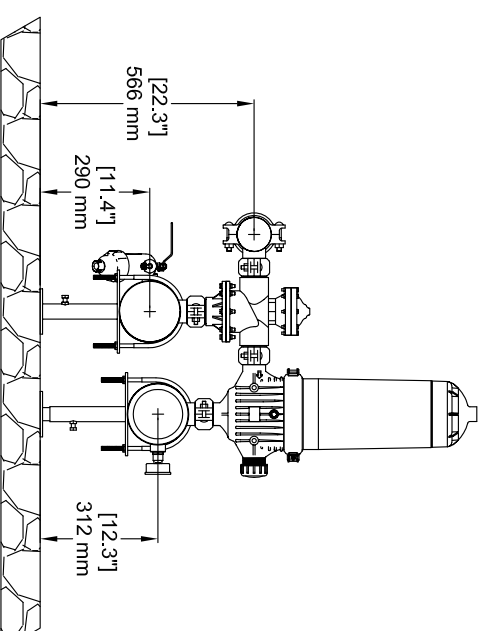
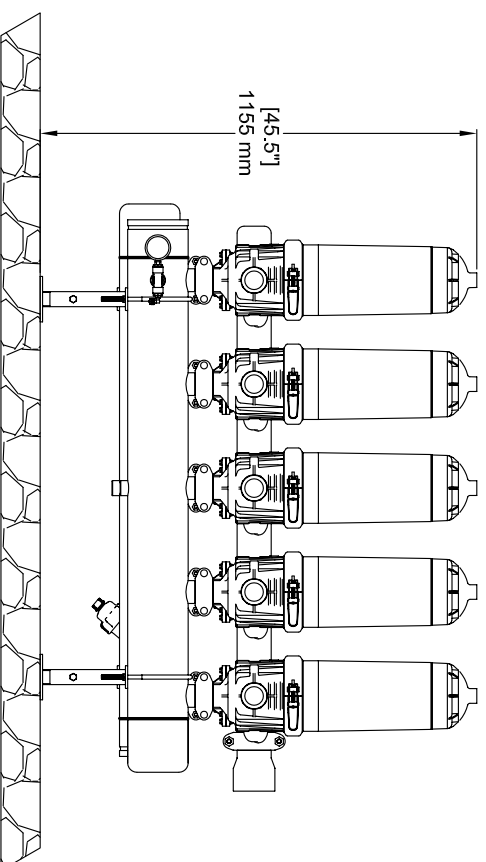


POWER: 460/60/3 V/HZ/PH
TOTAL FLA: xxx A
SERVICE REQ: xxx A
FLOW: xxxx GPM
DISCHARGE PRESSURE: xxx PSI
BOOST PRESSURE: xxx FT.
SUCTION PRESSURE: xxx PSI

NOTE: DRAWING BASED ON
QUOTE #GVT112608304F



- A - 3" Drainage manifold
- B - 6" Inlet manifold
- C - 6" Outlet manifold

SIGN BLOCK FOR PRODUCTION RELEASE

GENERAL ARRANGEMENT APPROVAL (INCLUDING ELECTRICAL REQUIREMENTS)

SIGNATURE _____

DATE _____

TITLE _____

SIGNATURE VERIFIES DRAWING DIMENSIONS MEET SITE REQUIREMENTS AND SCOPE OF THE ABOVE REFERENCED QUOTE. CHANGES AFTER APPROVAL COULD RESULT IN DELIVERY DELAYS AND ADDITIONAL COST.

NOTICE:		DISC FILTER ASSY HDF 5X2/6G	
THIS DRAWING IS A PRELIMINARY DESIGN. IT IS THE RESPONSIBILITY OF THE USER TO VERIFY ALL DIMENSIONS AND REQUIREMENTS. ANY CHANGES TO THIS DRAWING MUST BE APPROVED BY THE DESIGNER. THIS DRAWING IS NOT TO BE USED FOR CONSTRUCTION OR FABRICATION WITHOUT THE WRITTEN APPROVAL OF THE DESIGNER.		DISC FILTER ASSY HDF 5X2/6G	
PROJECT: DISC FILTER ASSY HDF 5X2/6G		PROJECT: DISC FILTER ASSY HDF 5X2/6G	
DATE: 9/10/2013		DATE: 9/10/2013	
SCALE: 1" = 1'-0"		SCALE: 1" = 1'-0"	
DRAWN BY: J. BIRD		DRAWN BY: J. BIRD	
CHECKED BY: J. BIRD		CHECKED BY: J. BIRD	
DESIGNED BY: J. BIRD		DESIGNED BY: J. BIRD	
APPROVED BY: J. BIRD		APPROVED BY: J. BIRD	
DATE: 9/10/2013		DATE: 9/10/2013	
PROJECT: DISC FILTER ASSY HDF 5X2/6G		PROJECT: DISC FILTER ASSY HDF 5X2/6G	
SHEET 1 OF 1		SHEET 1 OF 1	

A 8 7 6 5 4 3 2 1