



Agency Rewards Log-in Instructions

The Intelligent Use of Water.™

LEADERSHIP • EDUCATION • PARTNERSHIPS • PRODUCTS

Agency Rewards

As an Agency Rewards Member, you can log into your account any time.

Check periodically to make sure all your Rain Bird purchases are being reported.

1- Go to the Rain Bird website: [Visit www.rainbird.com](http://www.rainbird.com)

2- Look for the Irrigation Professionals section

3- Select Public and Non-Profit Agencies

The image shows a screenshot of the Rain Bird website. At the top, there is a navigation bar with the Rain Bird logo on the left and menu items: Homeowners, Professionals, Golf, Agriculture, and Online Store. To the right of the navigation bar is a search box labeled 'Google Custom' with a magnifying glass icon. Below the navigation bar, there are two main images. The left image shows a family sitting on a lawn with a green callout box that says 'Sprinkler Systems For Your Home'. The right image shows a professional in a uniform adjusting a sprinkler head on a golf course, with a red box highlighting the 'For Irrigation Professionals' menu item. A red arrow points from this menu item to a dropdown menu that lists 'Public & Non-Profit Agencies' as the selected option. Other items in the dropdown include 'Landscape and Drip Irrigation', 'Landscape Distributor Portal', 'Golf Course Irrigation', 'Agricultural Irrigation', and 'Training & Services'. Below the main images, there are four promotional boxes: 'Rain Bird Online Store' with a 'Shop Now!' button, 'Free Contractor Referrals' with an image of a house, 'Professional Training' with a list of services and an image of a person working, and 'Industrial Filtration' with an image of industrial equipment.

RAIN BIRD

Homeowners Professionals Golf Agriculture Online Store

Google Custom

Sprinkler Systems For Your Home

For Irrigation Professionals

- Landscape and Drip Irrigation
- Public & Non-Profit Agencies**
- Landscape Distributor Portal
- Golf Course Irrigation
- Agricultural Irrigation
- Training & Services

Rain Bird Online Store
Genuine Rain Bird products and parts shipped direct to you!
[Shop Now!](#)

Free Contractor Referrals
Get free referrals to top local contractors and help selecting the best sprinkler system for your yard.

Professional Training

- Rain Bird Factory Trained
- Rain Bird Academy
- Customized Training

Industrial Filtration
Municipal and industrial solutions for HVAC, mining, wastewater & more.

4- Choose the Agency Rewards Option

The screenshot shows the Rain Bird Public & Non-Profit Agencies Portal. The top navigation bar includes the Rain Bird logo, the page title "Rain Bird Public & Non-Profit Agencies Portal", a search box, and a breadcrumb trail "You Are Here: Home > Public Agency". A left-hand navigation menu lists various resources, with "Agency Rewards" highlighted in grey and a red box around it. A red arrow points from the left towards the "Agency Rewards" menu item. The main content area features a large banner for "Rethink RECLAIMED." with a "LEARN MORE" button. Below the banner are three promotional tiles: "Rain Bird Agency Rewards" (with a sub-headline "Re-invest your irrigation dollars in your agency and your people"), "Online Knowledge Center", and "Sign Up for Agency News".

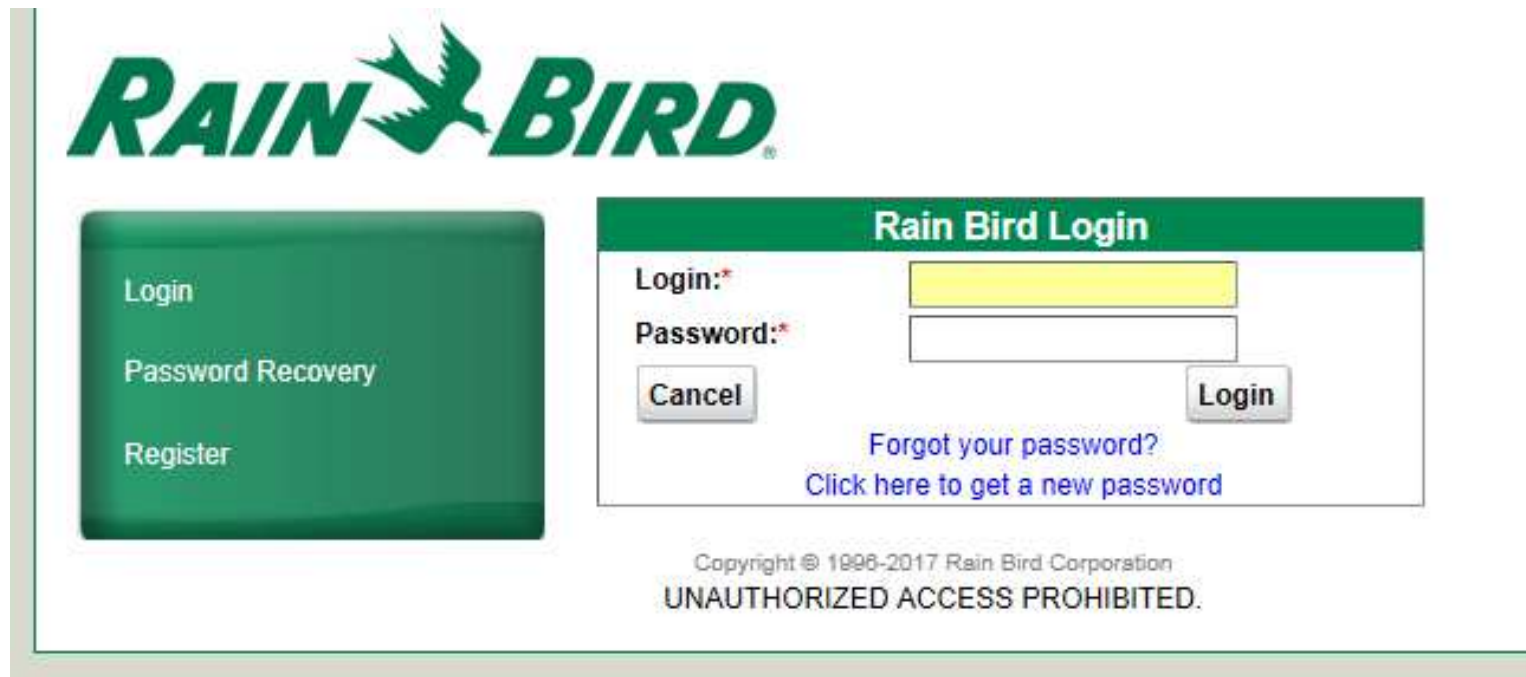
5- Click on the Green Member Log-In button

The screenshot shows the Rain Bird Public & Non-Profit Agencies Portal. The page features a green header with the Rain Bird logo and the title "Rain Bird Public & Non-Profit Agencies Portal". A navigation menu on the left includes options like "25 Ways To Save Water", "Training", "System Solutions", "Products", "Technical Resources & Troubleshooting", "Agency Rewards", "Agency Rewards Program", "GSP Services", "Video Library", and "California Requirements". The main content area is titled "Get rewarded for purchasing industry-leading irrigation products in the most fiscally responsible way." and includes sections for "Earn Rewards Points with every purchase.", "Trusted Products", and "Agency Rewards and Benefits.". On the right side, there is a "Click here to log in" section with a prominent green "Member Login" button highlighted by a red box and a red arrow. Below the login button are links for "Forgot your password?" and "Forgot your username?".

- If you forgot your username and password, click on the “Forgot your password” or “Forgot your username” fields.
- A new temporary password will be automatically sent to you via email.

6- Enter your Login and Password

Note: Your Login is always the email address that the account was registered with



RAIN BIRD

Login
Password Recovery
Register

Rain Bird Login

Login:*

Password:*

Cancel Login

[Forgot your password?
Click here to get a new password](#)

Copyright © 1998-2017 Rain Bird Corporation
UNAUTHORIZED ACCESS PROHIBITED.

7- Make sure all your information is up to date and correct

The screenshot displays the Rain Bird Agency Rewards website interface. At the top, there is a navigation bar with tabs for Homeowners, Professionals, Golf, Agriculture, and Corporate. A search bar is located to the right of these tabs. Below the navigation bar, the breadcrumb trail reads "You Are Here: Home > Agency Rewards".

The main content area features a heading "Welcome to Rain Bird Agency Rewards" followed by a paragraph of text: "Thank you for participating in Rain Bird® Agency Rewards™, the program that rewards public and non-profit agencies for purchasing Rain Bird products. As an Agency Rewards member you are eligible to [earn Rain Bird Points](#) every time you purchase qualifying Rain Bird products. You can [redeem your Points](#) for Rain Bird products, irrigation training and more. You will also enjoy many other [benefits](#) that have been designed exclusively for members of the Rain Bird Agency Rewards program."

Below this text is another paragraph: "This website has everything you need to know about Rain Bird Agency Rewards and Premier Agency Rewards™, including the [Program Agreement](#). Please review these important resources to learn all about the current benefits and rules of this program."

On the right side of the page, there is a "Member:" section showing the user's account information: "TEST ACCOUNT - Agency Rewards Miriam" and "Member ID #116388". A red box highlights the "Manage My Login" link, with a red arrow pointing to it from the right. Below this is a "Program Guide" section with a thumbnail image of the member guide and a download button labeled "Download the Rain Bird Agency Rewards Member Guide".

On the left side, there is a vertical navigation menu with the following items: Agency Rewards Program, Welcome, My Current Point Balance, Premier Agency Eligibility, Benefits, Earning, Tracking & Redeeming Points, Forms, Rewards, Irrigation Training, Program Agreement, and How to Contact Us.

8- Go to “Manage my profile” to verify and edit as needed

Updating your information is necessary in case we need to contact you about your account and for distributor reporting purposes.

The screenshot displays the Rain Bird website interface. On the left, a green sidebar contains a menu with the following options: Change Login, Change Password, Logout, Update Information (highlighted with a red box and a red arrow pointing to it), Rain Bird Rewards, and Turf Distributor. A second red arrow points from the 'Update Information' button to the main content area on the right.

The main content area is titled "Update Information" and includes a sub-header "Fields marked with an* are required". The form contains the following fields:

- User Information:** Login: * (martinezamarillas@gmail.com)
- Name:** First: * (MM), Last: * (Martinez)
- Company Name: *** (TEST ACCOUNT - Agency Rewards Miriam)
- Address:**
 - Primary Mailing Address:**
 - Address Line1: * (30 N. Glover Avenue)
 - Address Line2:
 - Address Line3:
 - Country: * (United States)
 - State: * (California)
 - City: * (Chula Vista)
 - Postal Code: * (91910)
 - Primary Shipping Address (If different from the primary mailing address):**
 - Address Line1:
 - Address Line2:

9- Add the distributor branches where you purchase from

- Talk to your distributor first
 - Provide your customer number
 - Confirm that they can report your purchases
- Add as many distributors as necessary
- If you don't know the distributor customer number, leave the field blank

Address Line2:
Address Line3:

Country: State:

City: Postal Code:

Phone

Primary
Country Code: Area Code: Number: Extension:

Secondary
Country Code: Area Code: Number: Extension:

Email


Primary Email: Secondary Email:

Permissions

Check the boxes below to opt out of communications from Rain Bird

Do Not Call Do Not Fax Do Not Mail Do Not Email

Distributor Branch



Country: State:

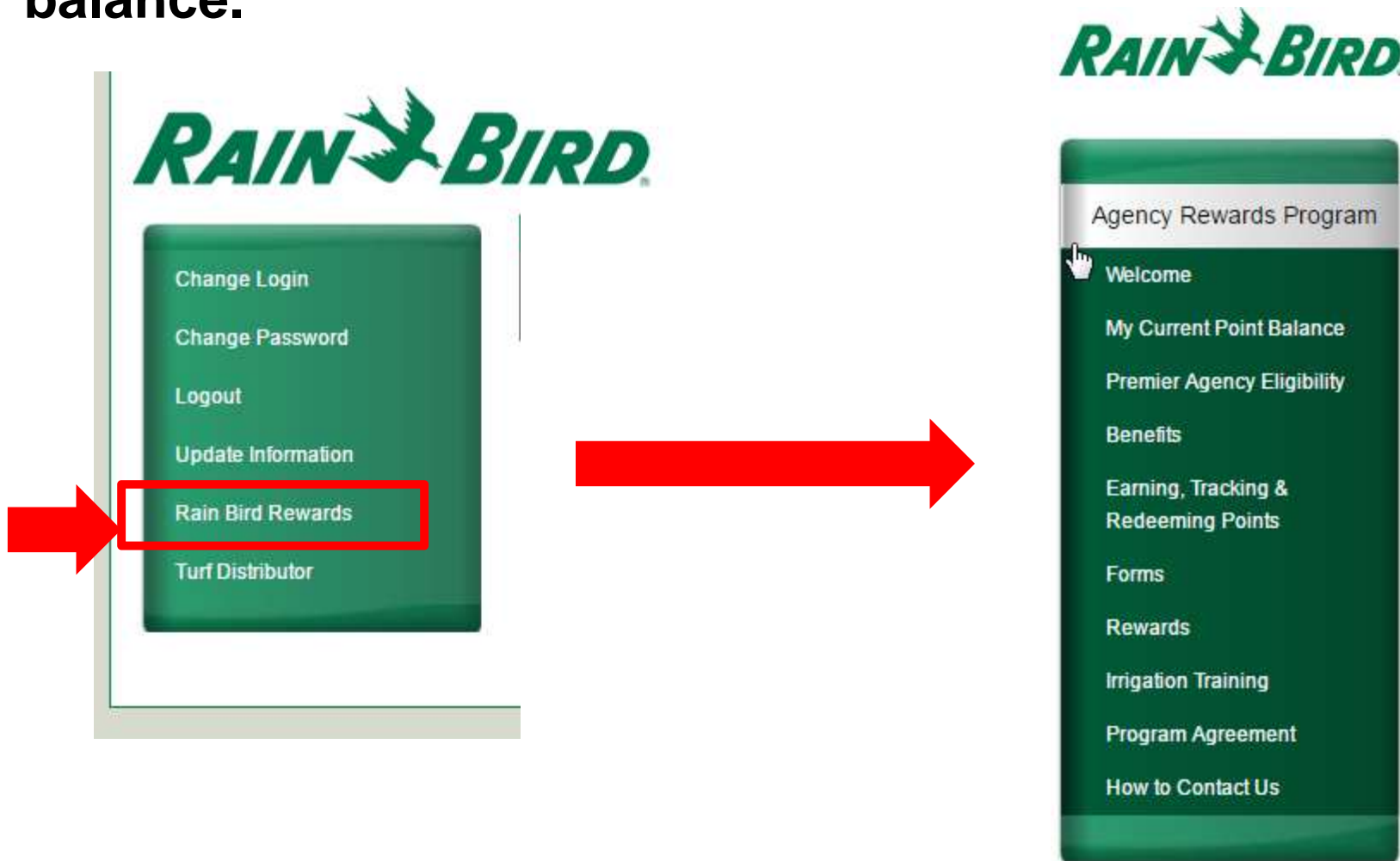
City:

Distributor:

Distributor Customer Number:

[Remove](#)

10 – After all your information has been updated, go back to the Rain Bird Rewards Section to view your account balance.



How to Contact Us

Rain Bird Rewards Program Office

2498 Roll Drive, Suite 923

San Diego, CA 92154

Phone: (888) 370-1814 (toll-free)

Fax: (800) 862-4927

E-mail: rewards@rainbird.com

Get rewarded for purchasing industry-leading irrigation products in the most fiscally responsible way.

Thank you