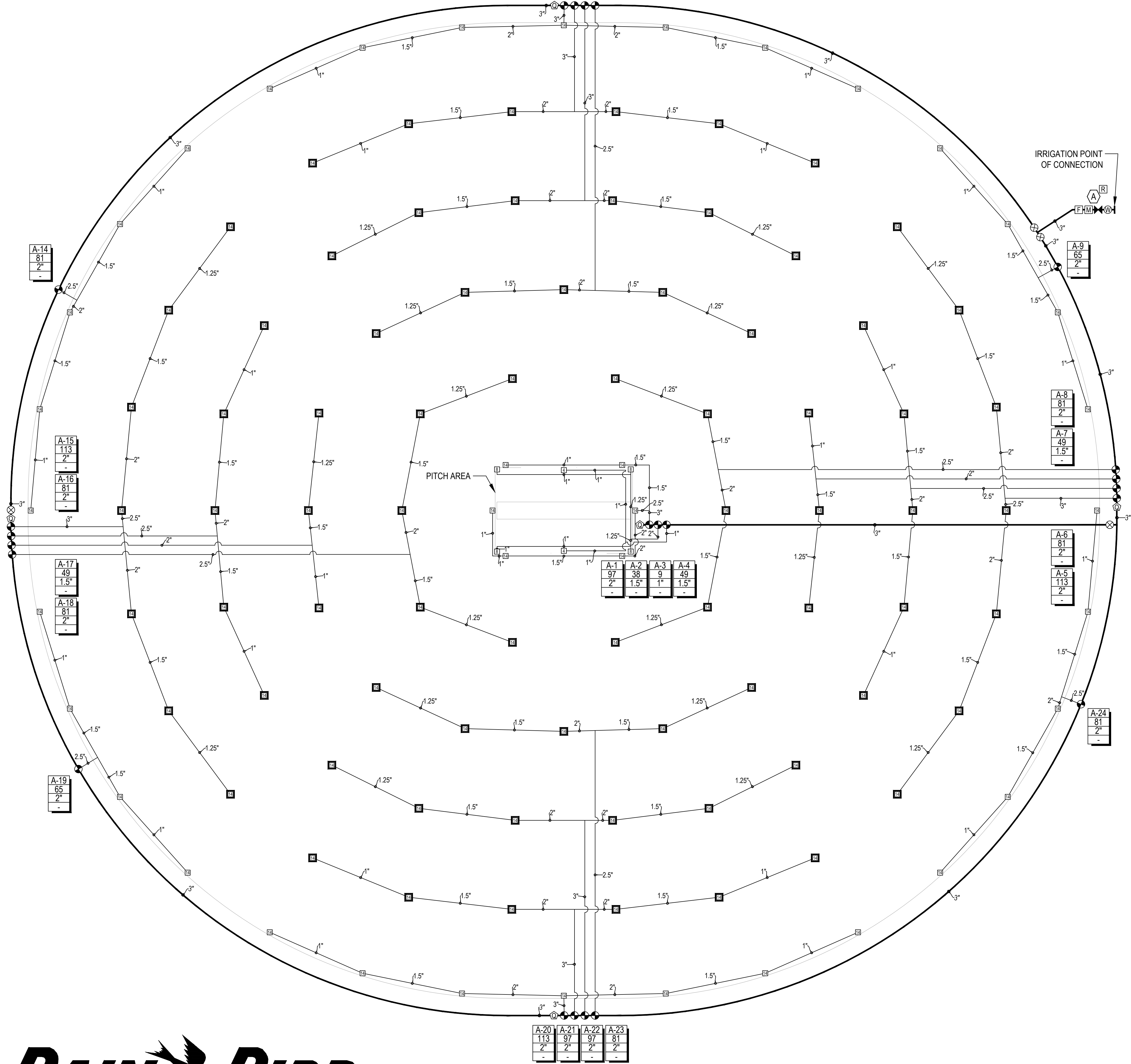


A-13	A-12	A-11	A-10
113	97	97	81
2"	2"	2"	2"
-	-	-	-



A-20	A-21	A-22	A-23
113	97	97	81
2"	2"	2"	2"
-	-	-	-

LEGEND

- MAINLINE PIPE — SIZE AS SHOWN
 - SPRINKLER LATERAL PIPE — SIZE AS SHOWN
 - ⊙ WATER METER — PER LOCAL CODE
 - ⊠ BACKFLOW PREVENTION ASSEMBLY — PER LOCAL CODE
 - ⊞ RAIN BIRD 200-EFB-CP MASTER VALVE
 - ⊞ RAIN BIRD FS200B FLOW SENSOR
 - ⊞ RAIN BIRD 5-RC QUICK COUPLING VALVE
 - ⊞ RAIN BIRD PEB ELECTRIC CONTROL VALVE
 - ⊞ ISOLATION GATE VALVE — SIZE TO MATCH MAINLINE
 - ⊞ RAIN BIRD ESP12LXME/ESPLXMSM12 IRRIGATION CONTROLLER
24 STATIONS AVAILABLE, 24 STATIONS USED
 - ⊞ RAIN BIRD WR2 WIRELESS RAIN/FREEZE SENSOR
- | RAIN BIRD F4-PC-SS-P @ 80 PSI | | |
|-------------------------------|-----------|--------------|
| NOZZLE | FLOW(GPM) | RADIUS(FEET) |
| 4 | 4.6 | 43' |
| 8 | 9.4 | 53' |
| 14 | 16.2 | 61' |
- | RAIN BIRD F4-FC-SS-P @ 80 PSI | | |
|-------------------------------|-----------|--------------|
| NOZZLE | FLOW(GPM) | RADIUS(FEET) |
| 14 | 16.2 | 61' |
- ⊞ A-1 INDICATES CONTROLLER AND CONTROLLER STATION NUMBER
 - ⊞ 72 INDICATES LATERAL DISCHARGE IN GPM
 - ⊞ 2" INDICATES REMOTE CONTROL VALVE SIZE

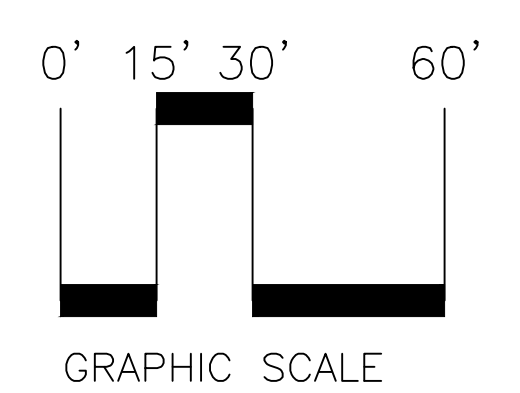
GENERAL NOTES

1. DESIGN IS BASED UPON A MAXIMUM FLOW OF 113 GPM AND A MINIMUM PRESSURE OF 105 PSI DOWNSTREAM OF BACKFLOW PREVENTION DEVICE. IF SUFFICIENT PRESSURE IS NOT AVAILABLE AT POINT-OF-CONNECTION A BOOSTER PUMP WILL NEED TO BE INSTALLED. CONTACT A RAIN BIRD REPRESENTATIVE FOR THE APPROPRIATE PUMP FOR THE SITE.
2. SPRINKLER LOCATIONS ARE TO SCALE. PIPE LOCATIONS ARE DIAGRAMMATIC.
3. ALL SPRINKLERS ARE TO BE INSTALLED ON RAIN BIRD TSJ-12 SWING JOINTS.
4. ALL VALVES ARE TO BE INSTALLED WITHIN RAIN BIRD VB SERIES VALVE BOXES.
5. PROVIDE RAIN BIRD #55K-1 KEY (1" MALE OUTLET) AND SH-2 SWIVEL HOSE ELL FOR EACH QUICK COUPLING VALVE.
6. REFER TO RAIN BIRD CATALOG AND INSTALLATION DETAILS FOR MORE DETAILED INFORMATION ABOUT EACH COMPONENT.
7. PIPES SHOULD NOT BE INSTALLED UNDER THE CLAY WICKET AREA.
8. CONSULT WITH OWNER FOR PREFERENCE REGARDING VALVE INSTALLATION WITHIN PLAYING SURFACE.

LARGE CRICKET FIELD


6504 SPRINKLER

Project: _____



Date: May 31, 2016

Drawing Number: _____



Rain Bird presents this plan as a general guide for estimating purposes. Rain Bird offers no indemnity, expressed or implied, for projects installed from this plan. Since each site and system contains many variables, Rain Bird expressly recommends the use of a qualified irrigation designer.

CF-4