


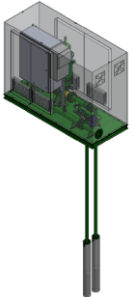



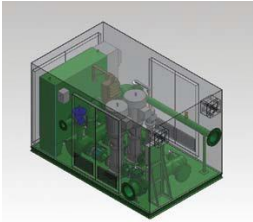






## Pump Station Platforms – Quick Reference Guide

|   |  |
|---|--|
| <p><b>LC Series</b></p> <ul style="list-style-type: none"> <li>• One horizontal end suction pump</li> <li>• ¾, 1, 1 ½, 2 or 3 HP motor</li> <li>• Up to 60 psi (4.1 bar)</li> <li>• Up to 115 gpm (7.2 lps, 26.1 m<sup>3</sup>/h)</li> <li>• Powder coated steel enclosure</li> <li>• Suction lift or boost applications</li> </ul>                       | <p><b>CLP Series</b></p> <ul style="list-style-type: none"> <li>• One horizontal end suction pump</li> <li>• 5 HP motor with VFD</li> <li>• Suction-Lift model               <ul style="list-style-type: none"> <li>◦ Up to 65 psi (4.5 bar)</li> <li>◦ Up to 140 gpm (8.8 lps, 31.8 m<sup>3</sup>/h)</li> </ul> </li> <li>• Boost model               <ul style="list-style-type: none"> <li>◦ Up to 53 psi boost (3.7 bar)</li> <li>◦ Up to 120 gpm (7.6 lps, 27.2 m<sup>3</sup>/h)</li> </ul> </li> <li>• Aluminum enclosure</li> </ul> |
| <p><b>HES1 – LP Series</b></p> <ul style="list-style-type: none"> <li>• One horizontal end suction pump</li> <li>• 5 to 10 HP motor with VFD</li> <li>• Up to 95 psi (6.6 bar)</li> <li>• Up to 200 gpm (12.6 lps, 45.4 m<sup>3</sup>/h)</li> <li>• Aluminum enclosure</li> <li>• 3.7" monochrome or 5.7" color touch-panel display</li> </ul>            | <p><b>VM1 – LP Series</b></p> <ul style="list-style-type: none"> <li>• One vertical multistage pump</li> <li>• 1 to 10 HP motor with VFD</li> <li>• Up to 120 psi (8.3 bar)</li> <li>• Up to 90 gpm (5.7 lps, 20.4 m<sup>3</sup>/h)</li> <li>• Aluminum enclosure</li> <li>• 3.7" monochrome or 5.7" color touch-panel display</li> </ul>  |
| <p><b>HES1 – D Series</b></p> <ul style="list-style-type: none"> <li>• One horizontal end suction pump</li> <li>• 5 to 20 HP motor with VFD</li> <li>• Up to 130 psi (9.0 bar)</li> <li>• Up to 350 gpm (22.1 lps, 79.5 m<sup>3</sup>/h)</li> <li>• Powder-coated steel enclosure</li> <li>• 3.7" monochrome or 5.7" color touch-panel display</li> </ul> | <p><b>VM1 – D Series</b></p> <ul style="list-style-type: none"> <li>• One vertical multistage pump</li> <li>• 3 to 15 HP motor with VFD</li> <li>• Up to 120 psi (8.3 bar)</li> <li>• Up to 180 gpm (11.3 lps, 40.9 m<sup>3</sup>/h)</li> <li>• Powder-coated steel enclosure</li> <li>• 3.7" monochrome or 5.7" color touch-panel display</li> </ul>  |
| <p><b>HES1 – M Series</b></p> <ul style="list-style-type: none"> <li>• One horizontal end suction pump</li> <li>• 20 to 50 HP motor with VFD</li> <li>• Up to 120 psi (8.3 bar)</li> <li>• Up to 600 gpm (37.9 lps, 136 m<sup>3</sup>/h)</li> <li>• Aluminum enclosure</li> <li>• 3.7" monochrome or 5.7" color touch-panel display</li> </ul>            | <p><b>VM1 – Enhanced</b></p> <ul style="list-style-type: none"> <li>• One vertical multistage pump</li> <li>• 5 to 50 HP motor with VFD</li> <li>• Up to 150 psi (10.3 bar)</li> <li>• Up to 500 gpm (31.5 lps, 114 m<sup>3</sup>/h)</li> <li>• Aluminum enclosure - Compact Size</li> <li>• 3.7" monochrome or 5.7" color touch-panel display</li> </ul>  |
| <p><b>VT1 – Compact Deck</b></p> <ul style="list-style-type: none"> <li>• 15 to 100 HP motors with VFD</li> <li>• Up to 145 psi (10.0 bar)</li> <li>• Up to 800 gpm (50.5 lps, 182 m<sup>3</sup>/h)</li> <li>• 3.7" monochrome or 8.4 "color touch-panel display</li> </ul>   | <p><b>VM1 – M Series</b></p> <ul style="list-style-type: none"> <li>• One vertical multistage pump</li> <li>• 15 to 60 HP motor with VFD</li> <li>• Up to 155 psi (10.7 bar)</li> <li>• Up to 500 gpm (31.5 lps, 114 m<sup>3</sup>/h)</li> <li>• Aluminum enclosure</li> <li>• 3.7" monochrome or 8.4 "color touch-panel display</li> </ul>  |

**Rain Bird Corporation - Pumps Division**

6991 E. Southpoint Road, Tucson, AZ 85756 • Phone (520) 806-5620 • Fax (520) 741-6191 • pumps@rainbird.com

|   |   |
|---|---|
| <p><b>S1</b></p> <ul style="list-style-type: none"> <li>• One submersible pump in an aluminum enclosure</li> <li>• 3 to 25 HP motors with VFD</li> <li>• Up to 140 psi (8.6 bar)</li> <li>• Up to 230 gpm (38 lps, 136 m<sup>3</sup>/h)</li> <li>• 3.7" monochrome or 5.7" color touch-panel display</li> </ul>                                      | <p><b>S2</b></p> <ul style="list-style-type: none"> <li>• Two submersible pumps in an aluminum enclosure</li> <li>• 3 to 25 HP motors with VFD or VPM</li> <li>• Up to 140 psi (8.6 bar)</li> <li>• Up to 460 gpm (76 lps, 273 m<sup>3</sup>/h)</li> <li>• 3.7" monochrome or 8.4 "color touch-panel display</li> </ul>                                      |
| <p><b>VT2 – Compact Deck</b></p> <ul style="list-style-type: none"> <li>• 15 to 100 HP motors with VFD or VPM option</li> <li>• Up to 145 psi (10.0 bar)</li> <li>• Up to 1600 gpm (101 lps, 363 m<sup>3</sup>/h)</li> <li>• 3.7" monochrome or 8.4 "color touch-panel display</li> </ul>    | <p><b>VT2 – Large Deck</b></p> <ul style="list-style-type: none"> <li>• Large Deck to accommodate optional integrated filtration</li> <li>• 15 to 100 HP motors with VFD or VPM option</li> <li>• Up to 145 psi (10.0 bar)</li> <li>• Up to 1600 gpm (101 lps, 363 m<sup>3</sup>/h)</li> <li>• 3.7" monochrome or 8.4 "color touch-panel display</li> </ul>  |
| <p><b>HES2</b></p> <ul style="list-style-type: none"> <li>• Two horizontal end suction pumps</li> <li>• 20 to 60 HP motors with VFD or VPM option</li> <li>• Up to 124 psi (8.6 bar)</li> <li>• Up to 1200 gpm (76 lps, 273 m<sup>3</sup>/h)</li> <li>• Aluminum enclosure</li> <li>• 3.7" monochrome or 8.4 "color touch-panel display</li> </ul>  | <p><b>VM2</b></p> <ul style="list-style-type: none"> <li>• Two vertical multi-stage pumps</li> <li>• 25 to 60 HP motors with VFD or VPM option</li> <li>• Up to 150 psi (10.3 bar)</li> <li>• Up to 1000 gpm (101 lps, 363 m<sup>3</sup>/h)</li> <li>• Aluminum enclosure</li> <li>• 3.7" monochrome or 8.4 "color touch-panel display</li> </ul>           |
| <p><b>HES3</b></p> <ul style="list-style-type: none"> <li>• Large deck to accommodate optional integrated filtration</li> <li>• 20 to 60 HP motors with VFD or VPM option</li> <li>• Up to 120 psi (8.3 bar)</li> <li>• Up to 1800 gpm (114 lps, 409 m<sup>3</sup>/h)</li> <li>• 8.4" Color touch-panel display</li> </ul>                         | <p><b>VT3 – Large Deck</b></p> <ul style="list-style-type: none"> <li>• Large Deck to accommodate optional integrated filtration</li> <li>• 15 to 100 HP motors with VFD or VPM option</li> <li>• Up to 145 psi (10.0 bar)</li> <li>• Up to 2400 gpm (151 lps, 545 m<sup>3</sup>/h)</li> <li>• 8.4" Color touch-panel display</li> </ul>                   |
| <p><b>VT4-Large</b></p> <ul style="list-style-type: none"> <li>• Large deck to accommodate optional integrated filtration</li> <li>• 15 to 100 HP motors with VFD or VPM option</li> <li>• Up to 140 psi (9.7 bar)</li> <li>• Up to 3200 gpm (202 lps, 727 m<sup>3</sup>/h)</li> <li>• 8.4" Color touch-panel display</li> </ul>                   | <p><b>Panel Only</b></p> <ul style="list-style-type: none"> <li>• Controls 1-6 pumps, up to 100 HP each</li> <li>• VFD or VPM</li> <li>• Flow meter and pressure transducer included.</li> <li>• 3.7" monochrome, 6.4" color or 8.4" color touch-panel display</li> </ul>    |

**Rain Bird Corporation - Pumps Division**