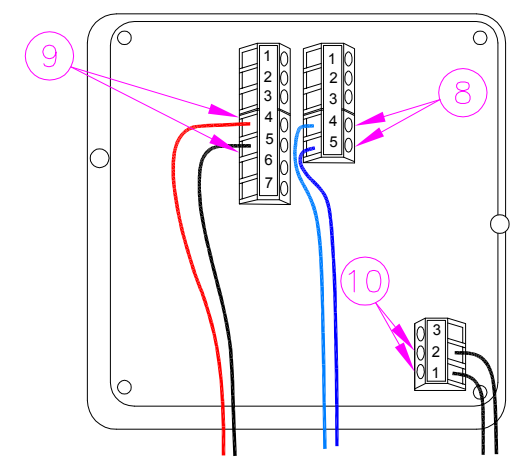
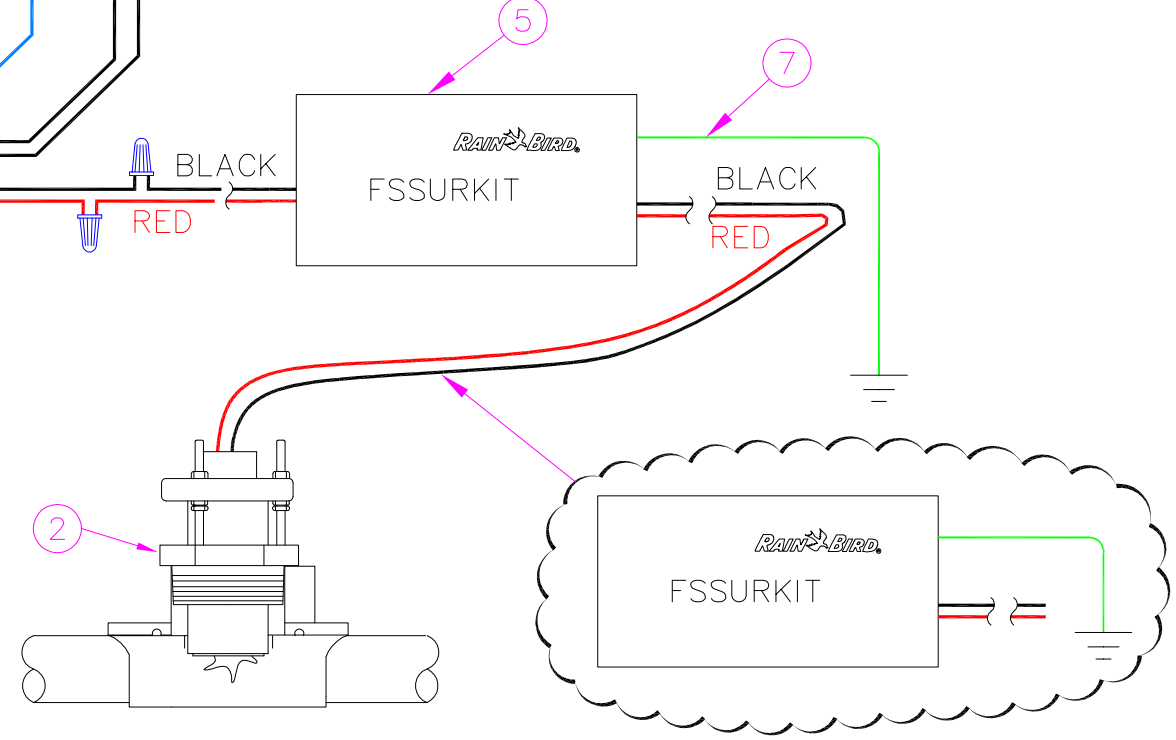
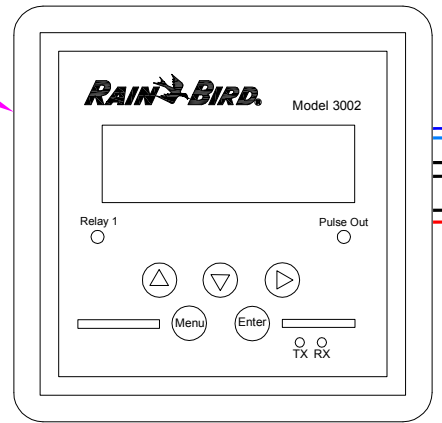


- ① RAIN BIRD ESP-SAT OR ESP-SITE-SAT SENSOR
- ② RAIN BIRD FS SERIES FLOW SENSOR
- ③ RAIN BIRD MODEL PT3002 TRANSMITTER
- ④ RAIN BIRD PTPWSUPP POWER SUPPLY
- ⑤ RAIN BIRD FSSURKIT SURGE PROTECTOR
- ⑥ TO RAIN BIRD FSSURKIT
- ⑦ GREEN WIRE TO GROUND

SEE DETAIL FOR WIRING



- ⑧ TO ESP-SAT OR ESP-SITE-SAT SENSOR
4 IS + (BLUE/WHITE)
5 IS - (BLUE)
- ⑨ TO FLOW SENSOR
4 IS SENSOR IN (RED)
5 IS GROUND (BLACK)
- ⑩ TO POWER SUPPLY
1 IS + (WHITE/BLACK)
2 IS - (BLACK)

DETAIL

NOTE:
IF THE FLOW SENSOR IS LOCATED MORE THAN 150 FEET FROM THE FLOW TRANSMITTER, INCLUDE AN ADDITIONAL FSSURKIT AND GROUND ROD AT THE FLOW SENSOR LOCATION.