

Xerigation® Control Zones

Low Flow, Medium Flow and Commercial Control Zone Kits

The Right Choice For Reliable Control

Rain Bird puts it all together with its Low and Medium Flow, and Commercial Control Zone Kits. Each convenient kit provides the right electronic control valve, in-line filter, pressure regulator and instructions to assure reliable control of your low volume irrigation system. Whether your zone requires flows as low as 0.2 gpm or as high as 20 gpm, Rain Bird offers a kit that will meet your needs.

Models

Low Flow Control Zone Kits (0.2-5.0 GPM)

- XCZ-LF-075
- XCZ-LF-075-BF
- XACZ-075
- XACZ-075-BFF
- XCZ-LF-100
- XCZ-LF-100-BF

Medium Flow Control Zone Kits (3.0-15.0 GPM)

- XCZ-100
- XCZ-100-BFF
- XACZ-100

Commercial Control Zone Kit (3.0-20.0 GPM)

- XCZ-100-B-COM



XCZ-LF-075



XCZ-LF-100



XCZ-LF-075-BF



XCZ-100



XCZ-100-B-COM



XACZ-075-BFF

How to Specify/Order:

XCZ-LF-XXX-B COM or BFF

Model

XCZ: Xerigation Control Zone

XACZ: Xerigation Anti-siphon Control Zone

Optional
Low Flow Valve

B COM: Basket Commercial
BF/BFF: Back Flush

Configuration

075: 3/4"

100: 1"



Control Zone Kit Selection Steps

1. Calculate flow rate requirements for drip zone.
2. If less than 4-5 GPM, choose kit from Low Flow Kits
 - If Anti-siphon Valve desired, choose XACZ-075 or XACZ-075-BFF
 - If 1" Valve desired, choose XCZ-LF-100 or XCZ-LF-100-BF
 - If Self-Cleaning Filter desired, choose XCZ-LF-075-BF, XACZ-075-BFF or XCZ-LF-100-BF
3. If greater than 4-5 GPM but less than 15 GPM, choose kit from Medium Flow Kits
 - If Self-Cleaning Filter desired, choose XCZ-100-BFF
 - If Anti-siphon Valve desired, choose XACZ-100
4. If greater than 5 GPM and a dirty water application, choose XCZ-100-COM

Low Flow Control Zone Kits (0.2 - 5.0 GPM)

These control zone kits are designed for very low flows, from 0.2 to 5.0 GPM. These kits contain Rain Bird's unique Low Flow Valve (LFV), the only valve designed specifically for Low Flow systems. It has a restricted inlet that forces the diaphragm to lift higher at lower flows and a patent-pending double-knife diaphragm design. These features work together to ensure that particles will pass through so the valve always seals tightly and won't weep. Or choose Rain Bird's reliable Anti-siphon valve (ASVF) when backflow prevention is needed.

XCZ-LF-075

Rain Bird's most popular Control Zone Kit contains the new patent pending Low Flow Valve. The kit comes standard with the $\frac{3}{4}$ " Low Flow Valve, a $\frac{3}{4}$ " RBY filter, a 30 psi low flow pressure regulator and instructions.

XCZ-LF-100

Designed for markets that prefer a 1" valve, this kit is for zones with flows from 0.2 to 5.0 gpm and comes standard with the patent pending 1" Low Flow Valve, a 1" x $\frac{3}{4}$ " PVC adapter, a $\frac{3}{4}$ " male threaded RBY filter, a 30 psi low flow pressure regulator and instructions.

XACZ-075

When code demands back flow prevention ask for this kit that includes the standard $\frac{3}{4}$ " ASVF valve, $\frac{3}{4}$ " RBY Filter, 30 psi low flow pressure regulator and instructions.

XCZ-LF-075-BF

For self-cleaning action in a municipal water application, ask for this kit. Included is the patent pending Low Flow Valve, self cleaning $\frac{3}{4}$ " Back Flush Filter, 30 psi low flow pressure regulator, check valve and instructions.

XCZ-LF-100-BF

For self-cleaning action with a 1" valve, choose this kit which includes the patent pending 1" low flow valve, $\frac{3}{4}$ " x 1" PVC adapter, $\frac{3}{4}$ " self cleaning Back Flush Filter, 30 psi low flow pressure regulator, check valve and instructions.

XACZ-075-BFF

When back flow prevention is required in a municipal water application you can enjoy the benefits of the self cleaning filter in this kit that includes the $\frac{3}{4}$ " ASVF valve, $\frac{3}{4}$ " Back Flush Filter, 30 psi low flow pressure regulator and instructions.

Medium Flow Control Zone Kits (3.0 - 15.0 gpm)

When higher flows are necessary because of system design, turn to the medium flow control zone kits with either a static inline filter or the self-cleaning Back Flush Filter.

XCZ-100

Combine the durable 1" DV valve with the 1" RBY filter, 40 psi medium pressure regulator and instructions for a robust compact control zone. This kit is also available in a BSP model (IXCZ-100).

XCZ-100-BFF

This kit is ideal for municipal water applications and includes the reliable 1" DV valve, self cleaning 1" Back Flush Filter, 40 psi medium pressure regulator, check valve and instructions. This kit is also available in a BSP model (IXCZ-100-BF).

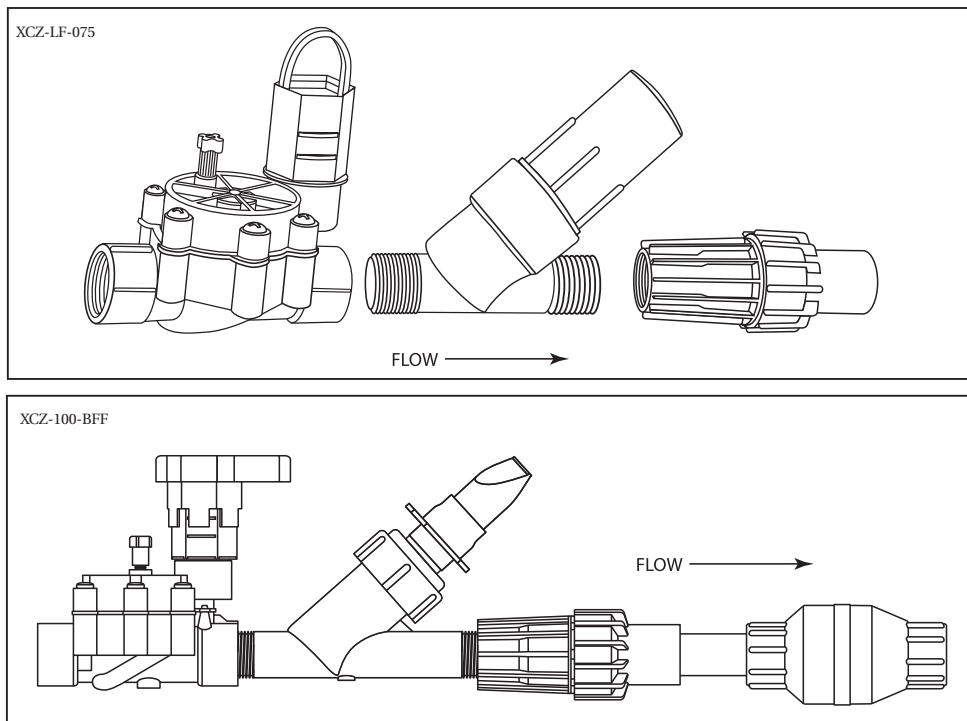
XACZ-100

Select this kit when back flow prevention is required and the design calls for medium flows. This kit contains the 1" ASVF valve, 1 RBY Filter, 40 psi low flow pressure regulator and instructions.

Commercial Control Zone Kits (3.0 - 20.0 gpm)

XCZ-100-B-COM

This kit is designed for higher flow drip systems in commercial applications with dirty water. The commercial kit includes a 1" ball valve, 1" PESB scrubber valve, 1" Quick Check Basket Filter with 200-mesh stainless steel screen, 40 psi medium flow pressure regulator and instructions.





Low Flow Control Zone Kits with Static Wye Filter

Features

- Kits contain Low Flow Valve or 3/4" Anti-siphon valve, RBY Filter and 30 psi pressure regulator
- Low Flow Valve is ideal for flows down to 0.2 GPM, and allows you to install the filter downstream of the valve at these low flow rates
- Anti-siphon valve combines a reliable DV Valve and an atmospheric backflow preventer in one unit
- Simple, 3-component kits are easily installed and maintained
- Ideal for residential and small commercial applications

Operating Range

- Flow: 0.20 to 5.0 GPM (45,4 to 1,136 liters/hour; 0,01 to 0,32 liters/sec)
- Pressure: 20 to 120 psi (1,4 to 8,3 bar)
- Filtration: 200 mesh (75 micron)
- Pressure Regulation: 30 psi (2,1 bar)

Models

- XCZ-LF-075 (3/4" Low Flow Valve + 3/4" RBY Filter + 30 psi Pressure Regulator)
- XCZ-LF-100 (1" Low Flow Valve + 3/4" RBY Filter + 30 psi Pressure Regulator)
- XACZ-075 (3/4" Anti-siphon Valve + 3/4" RBY Filter + 30 psi Pressure Regulator)

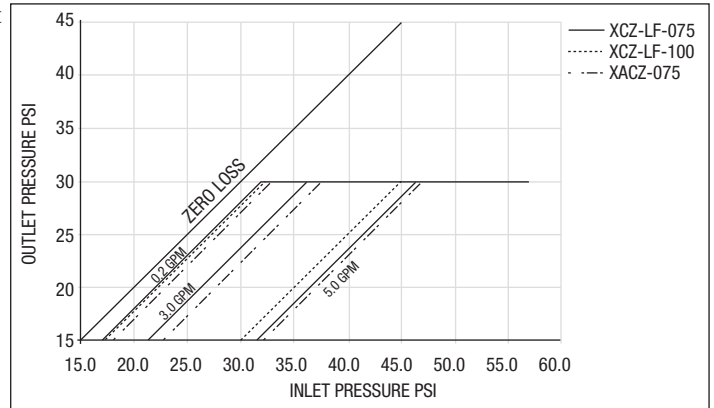
Minimum Inlet Pressure for 30 psi Outlet Pressure

Flow GPM	Flow GPH	XCZ-LF-075 psi	XCZ-LF-100 psi	XACZ-075 psi
0.2	12.0	32.0	32.2	33.0
1.0	60.0	32.1	32.5	33.8
2.0	120	33.8	34.4	35.7
3.0	180	36.3	36.3	37.6
4.0	240	40.1	40.1	40.1
5.0	300	46.4	45.0	47.0

Minimum Inlet Pressure for 2,1 bar Outlet Pressure

Flow l/hr	Flow l/s	XCZ-LF-075 bar	XCZ-LF-100 bar	XACZ-075 bar
45,42	0,01	2,2	2,2	2,3
227	0,06	2,2	2,2	2,3
454	0,13	2,3	2,4	2,5
681	0,19	2,5	2,5	2,6
908	0,25	2,8	2,8	2,8
1136	0,32	3,2	3,1	3,2

Pressure Loss Chart



Low Flow Control Zone Kits with Back Flush Filter

Features

- Kits contain Low Flow Valve or 3/4" Anti-siphon valve, Back Flush Filter and a 30 psi pressure regulator. A Check Valve is also included in kits with Low Flow Valves.
- Low Flow Valve is ideal for flows down to 0.2 gpm, and allows you to install the filter downstream of the valve at these low flows.
- Anti-siphon valve combines a reliable DV valve and an atmospheric backflow preventer in one unit.
- Ideal for municipal water applications.

Operating Range

- Flow: 0.20 to 5.0 gpm (45,4 to 1,136 l/h; 0,01 to 0,32 l/s)
- Pressure: 20 to 120 psi (1,4 to 8,3 bar)
- Filtration: 200 mesh (75 micron)
- Pressure Regulation: 30 psi (2,1 bar).

Models

- XCZ-LF-075-BF (3/4" Low Flow Valve + 3/4" BFF + 30 psi Pressure Regulator + Check Valve)
- XCZ-LF-100-BF (1" Low Flow Valve + 3/4" BFF + 30 psi Pressure Regulator + Check Valve)
- XACZ-075-BFF (3/4" Anti-siphon Valve + 3/4" BFF + 30 psi Pressure Regulator)

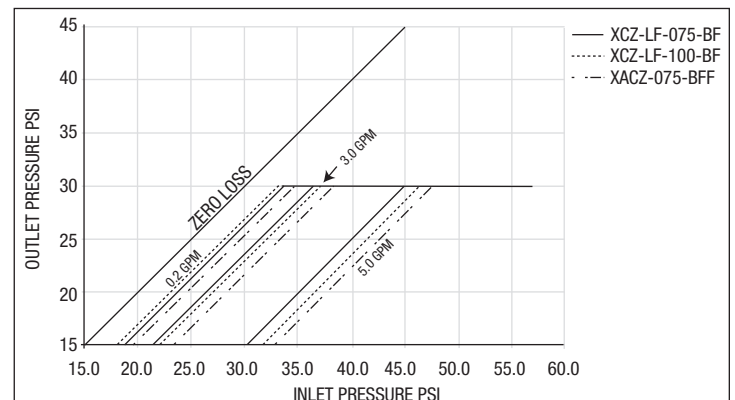
Minimum Inlet Pressure for 30 psi Outlet Pressure

Flow GPM	Flow GPH	XCZ-LF-075-BF psi	XCZ-LF-100-BF psi	XACZ-075-BFF psi
0.2	12.0	33.6	33.0	34.5
1.0	60.0	34.0	33.8	35.0
2.0	120	34.4	35.7	36.9
3.0	180	36.3	36.9	38.2
4.0	240	38.8	40.1	41.3
5.0	300	45.1	46.4	47.6

Minimum Inlet Pressure for 2,1 bar Outlet Pressure

Flow l/hr	Flow l/s	XCZ-LF-075-BF bar	XCZ-LF-100-BF bar	XACZ-075-BFF bar
45,42	0,01	2,3	2,3	2,4
227	0,06	2,3	2,3	2,4
454	0,13	2,4	2,5	2,5
681	0,19	2,5	2,5	2,6
908	0,25	2,7	2,8	2,8
1136	0,32	3,1	3,2	3,3

Pressure Loss Chart





Medium Flow Control Zone Kits

Features

- Standard kits contain 1" DV or 1" ASVF Valve, 1" RBY or BFF filter and a 40 psi pressure regulator. A Check Valve is also included with Back Flush Filter Kit.
- Back Flush Filter models flush debris every time the system is turned on and off and is ideal for residential and city water applications.
- Anti-siphon valve combines a reliable DV Valve and an atmospheric backflow preventer in one unit.

Operating Range

- Flow: 3.0 to 15.0 gpm (681 to 3407 l/hr; 0,19 to 0,95 l/s)
- Pressure: 20 to 120 psi (1,4 to 8,3 bar)
- Filtration: 200 mesh (75 micron)
- Pressure Regulation: 40 psi (2,8 bar).

Models

- XCZ-100-BFF* (1" DV Valve + 1" BF + 40 psi Pressure Regulator + Check Valve)
- XCZ-100* (1" DV Valve + 1" RBY Filter + 40 psi Pressure Regulator)
- XACZ-100 (1" ASVF + 1" RBY Filter + 40 psi Pressure Regulator)

*Available with BSP threads

Commercial Control Zone Kit

Features

- Kits contains a 1" ball valve, 1" PESB Valve, Quick Check Basket Filter and a 40 psi Pressure Regulator.
- PESB Valve provides patented scrubbing action, making this kit ideal for commercial dirty water applications.
- Quick Check Filter has clear indicator which goes from green to red during operation, telling you when to clean the filter. This reduces maintenance and takes the guesswork out of cleaning the filter. In addition, the threaded top makes it easy to remove and clean the stainless steel screen.
- Quick Check Filter has a basket at the bottom to catch accumulated debris without allowing it to fall back into the filter.

Operating Range

- Flow: 3.0 to 20.0 gpm (681 to 4534 l/hr; 0,19 to 1,27 l/s)
- Pressure: 15 to 150 psi (1,0 to 10,3 bar)
- Filtration: 200 mesh (75 micron)
- Pressure Regulation: 40 psi (2,8 bar)

Models

- XCZ-100-B-COM (1" ball valve + 1" PESB Valve + 1" Basket Filter + 40 psi Pressure Regulator)

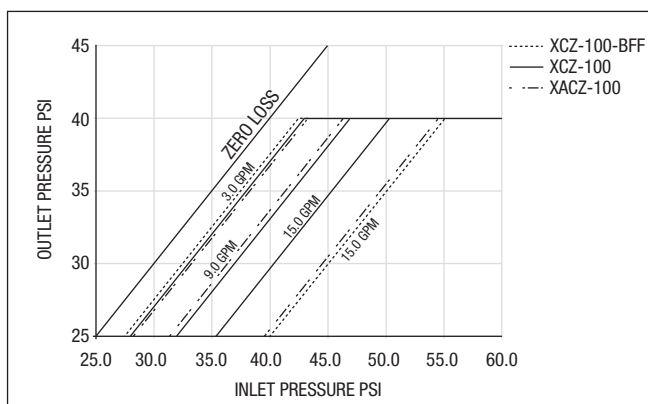
Minimum Inlet Pressure for 40 psi Outlet Pressure

Flow GPM	Flow GPH	XCZ-100-BFF psi	XCZ-100 psi	XACZ-100 psi
3.0	180	42.5	43.0	43.2
5.0	300	43.8	43.8	44.4
7.0	420	45.7	45.7	45.7
9.0	540	46.9	46.9	46.3
11.0	660	48.8	47.6	48.8
13.0	780	51.3	48.8	52.0
15.0	900	55.1	50.3	54.5

Minimum Inlet Pressure for 2,8 bar Outlet Pressure

Flow l/hr	Flow l/s	XCZ-100-BFF bar	XCZ-100 bar	XACZ-100 bar
681	0,19	2,9	3,0	3,0
1136	0,32	3,0	3,0	3,1
1590	0,44	3,2	3,2	3,2
2044	0,57	3,2	3,2	3,2
2498	0,69	3,4	3,3	3,4
2952	0,82	3,5	3,4	3,6
3407	0,95	3,8	3,5	3,8

Pressure Loss Chart



Minimum Inlet Pressure for 40 psi Outlet Pressure

Flow GPH	Flow GPM	XCZ-100-B-COM psi
3.0	180	43.0
5.0	300	44.0
7.0	420	45.0
9.0	540	45.5
11.0	660	46.2
14.0	840	48.1
17.0	1020	50.7
20.0	1,200	54.0

Minimum Inlet Pressure for 2,8 bar Outlet Pressure

Flow GPH	Flow GPM	XCZ-100-B-COM bar
681	0,19	3,0
1136	0,32	3,0
1590	0,44	3,1
2044	0,57	3,1
2498	0,69	3,2
3179	0,88	3,3
3861	1,07	3,5
4542	1,26	3,7

Low Flow Control Zone Kits with RBY Filter

XCZ-LF-075, XCZ-LF-100

The control zone kit shall have a 200-mesh inline wye filter. The filter body shall be constructed of heavy-duty, glass-filled, UV resistant plastic material providing a pressure rating of not less than 150 psi. The filter element shall be constructed of a durable polyester fabric attached to a propylene frame. The standard 200-mesh (75 micron) screen shall be serviceable for cleaning purposes by unscrewing the cap from the body and removing the filter element. Colored replaceable filter elements of (red) 100-mesh (150 micron), (blue) 150-mesh (100 micron) and (white) 200-mesh (75 micron) shall be available from the same manufacturer of the inline filter. The $\frac{3}{4}$ " filter body shall have a $\frac{3}{4}$ " (20/27) male threaded inlet and outlet. The design shall be of a compact "Y" body and cap configuration. The dimensions for the filter shall not exceed the following: Height: 4 $\frac{1}{2}$ " (11,4 cm), Length: 5 $\frac{1}{2}$ " (14,0 cm), Width: 2" (5,1 cm).

The control zone kit shall have an inline pressure regulator. The pressure regulator is a normally open device that allows full flow with little pressure loss unless the inlet pressure is greater than preset level. As the inlet pressure increases above the preset level it compresses a spring and begins to reduce the flow and downstream pressure. The inline pressure regulator shall have a preset outlet pressure of approximately 30 psi (2,0 bar) at a flow rate of ___GPM or (l/s; m³/h). The pressure regulator shall be constructed of durable, UV resistant non-corrosive material able to accommodate an inlet pressure rating of not less than 120 psi (8,3 bar). The pressure regulator shall be identifiable as to the flow range: 0.2 to 5 GPM (0,05 to 1,0 m³/h) with a red label. The control zone kits shall have the ability to be installed either above or below ground.

The control zone kits shall have an automatic irrigation control valve. The valve shall be normally closed at 24 VAC 50/60 cycle, solenoid actuated, balanced pressure type capable of a flow rate of ___GPM or (l/s; m³/h) with a pressure loss not to exceed ___psi or (bar). The valve pressure rating shall not be less than 120 psi. The valve body and bonnet shall be constructed of high-impact, weather-resistant plastic, stainless steel and other chemical/UV resistant materials. The valve shall have a diaphragm with a double-knife seal and constructed of durable Bun-N rubber with a clog-resistant metering orifice. The valve shall have one 90-mesh (200 micron) filter attached to the solenoid base. The valve shall have a $\frac{1}{2}$ " diameter seat.

The kits with a $\frac{3}{4}$ " valve shall have a valve with a $\frac{3}{4}$ " FPT inlet and outlet. The kits with a 1" valve shall have a valve with a 1" FNPT inlet and outlet. The valve shall be actuated by a low power .30 amp (A) (7.2VA) inrush current and a 0.19 amp (A) (4.56VA) holding current. The valve shall be capable of on/off control by turning the solenoid $\frac{1}{4}$ turn.

The control zone kits shall be manufactured by Rain Bird Corporation, Glendora, California.

XACZ-075

When so indicated on the design, the control zone kit with the ASVF valve shall have all the specifications of the Low Flow control zone kits with RBY Filter except that it shall include as one unit an electric irrigation control valve and atmospheric backflow preventer. The valve shall have a patented, easy-to-turn, pressure assisted flow control mechanism. The valve shall meet I.A.P.M.O and A.S.S.E. listing specifications and be City of Los Angeles listed.

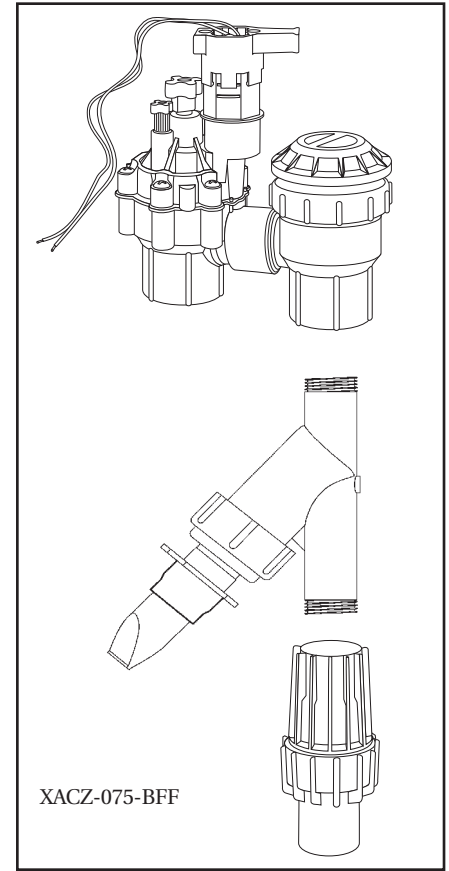
The Anti-siphon control zone kits with ASVF valve shall be manufactured by Rain Bird Corporation, Glendora, California.

Low Flow Control Zone Kits with BFF

XCZ-LF-075-BE, XCZ-LF-100-BF

The control zone kit shall have a 200-mesh inline self-cleaning Back Flush Filter (BFF). The filter body shall be constructed of heavy-duty, glass-filled, UV resistant plastic material providing a pressure rating of not less than 120 psi. The filter element shall be constructed of a durable polyester fabric attached to a propylene frame. The standard 200-mesh (75 micron) screen shall be serviceable for cleaning purposes by unscrewing the cap from the body and removing the filter element. The Back Flush Filter shall come with a rubber Duck Bill Boot that is attached over the cap to prevent bugs and debris from entering the cleaning ports of the cap. The $\frac{3}{4}$ " filter body shall have a $\frac{3}{4}$ " (20/27) male threaded inlet and outlet. The design shall be of a compact "Y" body and cap configuration. The dimensions for the $\frac{3}{4}$ " filters shall not exceed the following: Height: 4 $\frac{1}{2}$ " (11,4 cm), Length: 5 $\frac{1}{2}$ " (14,0 cm), Width: 2" (5,1 cm).

The control zone kit shall have an inline pressure regulator. The pressure regulator is a normally open device that allows full flow with little pressure loss unless the inlet pressure is greater than preset level. As the inlet pressure increases above the preset level it compresses a spring and begins to reduce the flow and downstream pressure. The inline pressure regulator shall have a preset outlet pressure of approximately 30 psi (2,0 bar) at a flow rate of ___GPM or (l/s; m³/h). The pressure



regulator shall be constructed of durable, UV resistant non-corrosive material able to accommodate an inlet pressure rating of not less than 120 psi (8,3 bar). The pressure regulator shall be identifiable as to the flow range: 0.2 to 5 GPM (0,05 to 1,0 m³/h) with a red label. The control zone kits shall have the ability to be installed either above or below ground.

The control zone kits shall have an automatic irrigation control valve. The valve shall be normally closed at 24 VAC 50/60 cycle, solenoid actuated, balanced pressure type capable of a flow rate of ___GPM or (l/s; m³/h) with a pressure loss not to exceed ___psi or (bar). The valve pressure rating shall not be less than 120 psi. The valve body and bonnet shall be constructed of high-impact, weather-resistant plastic, stainless steel and other chemical/UV resistant materials. The valve shall have a diaphragm with a double-knife seal and constructed of durable Bun-N rubber with a clog-resistant metering orifice. The valve shall have one 90-mesh (200 micron) filter attached to the solenoid base. The valve shall have a $\frac{1}{2}$ " diameter seat.

The kits shall include a check valve to prevent water from draining upstream of the check valve or back into the valve box. The check valve shall be rated to 120 psi (8,3 bar) with FPT connections.



The kits with a ¾" valve shall have a valve with a ¾" FPT inlet and outlet. The kits with a 1" valve shall have a valve with a 1" FNPT inlet and outlet. The valve shall be actuated by a low power 0.30 amp (A) (7.2VA) inrush current and a 0.19 amp (A) (4.56VA) holding current. The valve shall be capable of on/off control by turning the solenoid ¼ turn.

The control zone kits shall be manufactured by Rain Bird Corporation, Glendora, California.

XACZ-075-BFF

When so indicated on the design, the control zone kit with the ASVF valve shall have all the specifications of the Low Flow control zone kits with BFF except that it shall include as one unit an electric irrigation control valve and atmospheric backflow preventer. The valve shall have a patented, easy-to-turn, pressure assisted flow control mechanism. The valve shall meet I.A.P.M.O and A.S.S.E. listing specifications and be City of Los Angeles listed.

The control zone kit with the ASVF valve shall not require the check valve.

The Anti-siphon control zone kit with ASVF valve shall be manufactured by Rain Bird Corporation, Glendora, California.

Medium Flow Control Zone Kit with RBY Filter

XCZ-100

The control zone kit shall have a 200-mesh inline wye filter. The filter body shall be constructed of heavy-duty, glass-filled, UV resistant plastic material providing a pressure rating of not less than 150 psi. The filter element shall be constructed of a durable polyester fabric attached to a propylene frame. The standard 200-mesh (75 micron) screen shall be serviceable for cleaning purposes by unscrewing the cap from the body and removing the filter element. Color-coded replaceable filter elements of (red) 100-mesh (150 micron), (blue) 150-mesh (100 micron) and (white) 200-mesh (75 micron) shall be available from the same manufacturer of the inline filter. The 1" filter body shall have a 1" (26/34) male threaded inlet and outlet. The design shall be of a compact "Y" body and cap configuration. The dimensions for the 1" filter shall not exceed the following: Height: 4½" (11,4 cm), Length: 5½" (14,0 cm), Width: 2" (5,1 cm).

The control zone kit shall have an inline pressure regulator. The pressure regulator is a normally open device that allows full flow with little pressure loss unless the inlet pressure is greater than preset level. As the inlet pressure increases above the preset level it compresses a spring and begins to reduce the flow and downstream pressure. The

inline pressure regulator shall have a preset outlet pressure of approximately 40 psi (2,5 bar) at a flow rate of ___GPM or (l/s; m³/h). The pressure regulator shall be constructed of durable, UV resistant non-corrosive material able to accommodate an inlet pressure rating of not less than 120 psi (8,3 bar). The pressure regulator shall be identifiable as to the flow range: 3 to 15 GPM (0,45 to 3,41 m³/h) with a yellow label. The control zone kit shall have the ability to be installed either above or below ground.

The control zone kit shall have an automatic irrigation control valve. The valve shall be normally closed at 24 VAC 50/60 cycle, solenoid actuated, balanced pressure type capable of a flow rate of ___GPM or (l/s; m³/h) with a pressure loss not to exceed ___psi or (bar). The valve pressure rating shall not be less than 120 psi. The valve body and bonnet shall be constructed of high-impact, weather-resistant plastic, stainless steel and other chemical/UV resistant materials. The valve shall have a diaphragm constructed of durable Bun-N rubber with a clog-resistant metering orifice. The valve shall have one 90-mesh (200 micron) filter attached to the solenoid base.

The valve shall have a 1" female threaded inlet and outlet. The valve shall be actuated by a low power 0.30 amp (A) (7.2VA) inrush current and a 0.19 amp (A) (4.56VA) holding current. The valve shall be capable of on/off control by turning the solenoid ¼ turn.

The control zone kit with the DV irrigation valve shall be manufactured by Rain Bird Corporation, Glendora, California.

XACZ-100

When so indicated on the design, the control zone kit with the ASVF valve shall have all the specifications of the medium flow control zone kits with RBY Filter except that it shall include as one unit an electric irrigation control valve and atmospheric backflow preventer. The valve shall have a patented, easy-to-turn, pressure assisted flow control mechanism. The valve shall meet I.A.P.M.O and A.S.S.E. listing specifications and be City of Los Angeles listed.

The Anti-siphon control zone kits with ASVF valve shall be manufactured by Rain Bird Corporation, Glendora, California.

Medium Flow Control Zone Kit with BFF

XCZ-100-BFF

The control zone kit shall have a 200-mesh inline self-cleaning Back Flush Filter. The filter body shall be constructed of heavy-duty, glass-filled, UV resistant plastic material providing a pressure rating of not less than 120 psi. The filter element shall be constructed of a durable polyester fabric attached to a propylene frame. The standard

200-mesh (75 micron) screen shall be serviceable for cleaning purposes by unscrewing the cap from the body and removing the filter element. The Back Flush Filter comes with a rubber Duck Bill Boot that is attached over the cap to prevent bugs and debris from entering the cleaning ports of the cap. The 1" filter body shall have a 1" (26/34) male threaded inlet and outlet. The design shall be of a compact "Y" body and cap configuration. The dimensions for the filter shall not exceed the following: Height: 4½" (11,4 cm), Length: 5½" (14,0 cm), Width: 2" (5,1 cm).

The control zone kit shall have an inline pressure regulator. The pressure regulator is a normally open device that allows full flow with little pressure loss unless the inlet pressure is greater than preset level. As the inlet pressure increases above the preset level it compresses a spring and begins to reduce the flow and downstream pressure. The inline pressure regulator shall have a preset outlet pressure of approximately 40 psi (2,5 bar) at a flow rate of ___GPM or (l/s; m³/h). The pressure regulator shall be constructed of durable, UV resistant non-corrosive material able to accommodate an inlet pressure rating of not less than 120 psi (8,3 bar). The pressure regulator shall be identifiable as to the flow range: 3 to 15 GPM (0,45 to 3,41 m³/h) with a yellow label. The control zone kits shall have the ability to be installed either above or below ground.

The control zone kit shall have an automatic irrigation control valve. The valve shall be normally closed at 24 VAC 50/60 cycle, solenoid actuated, balanced pressure type capable of a flow rate of ___GPM or (l/s; m³/h) with a pressure loss not to exceed ___psi or (bar). The valve pressure rating shall not be less than 120 psi. The valve body and bonnet shall be constructed of high-impact, weather-resistant plastic, stainless steel and other chemical/UV resistant materials. The valve shall have a diaphragm constructed of durable Bun-N rubber with a clog-resistant metering orifice. The valve shall have one 90-mesh (200 micron) filter attached to the solenoid base.

The kit shall include a check valve to prevent water from draining upstream of the check valve or back into the valve box. The check valve shall be rated to 120 psi (8,3 bar) with 1" FPT connections.

The valve shall have a 1" female threaded inlet and outlet. The valve shall be actuated by a low power .30 amp (A) (7.2VA) inrush current and a 0.19 amp (A) (4.56VA) holding current. The valve shall be capable of on/off control by turning the solenoid ¼ turn.

The control zone kits with the DV irrigation valve shall be manufactured by Rain Bird Corporation, Glendora, California.



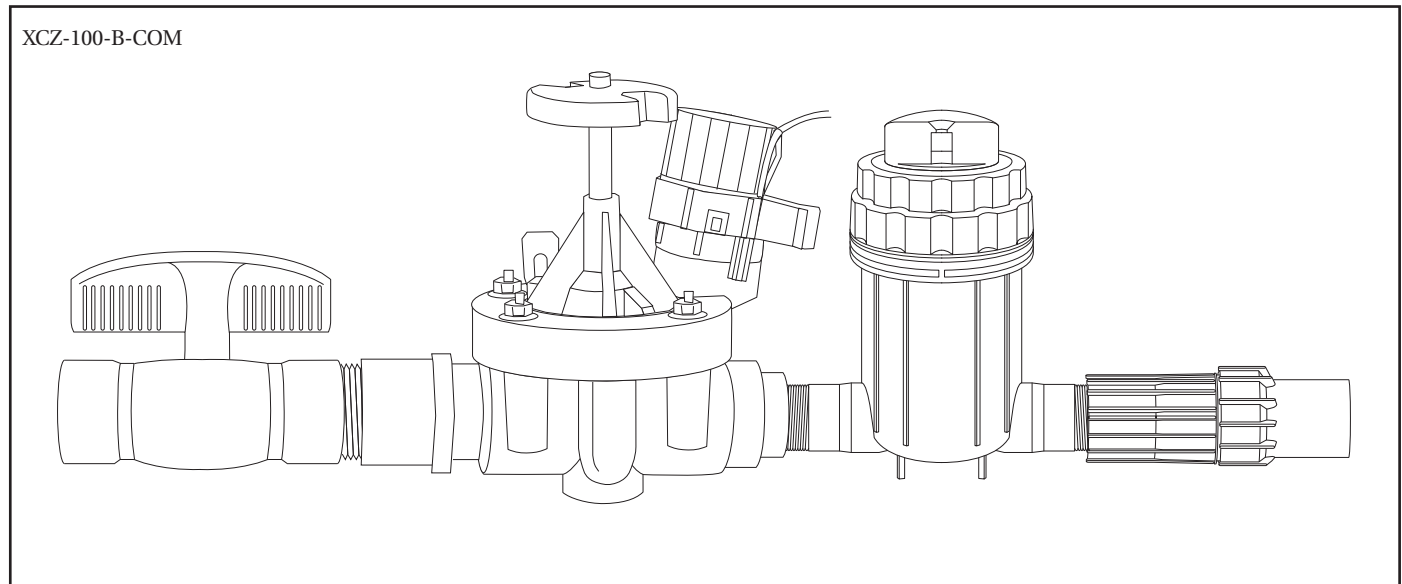
Commercial Control Zone Kit XCZ-100-B-COM

The control zone kit shall have an isolation ball valve. The ball valve shall have a low-torque configuration permitting easy manual operation with 1/4-turn on/off control and positive drip-tight shutoff. The ball valve shall have a body constructed of durable PVC and a rugged ABS handle. A 200-mesh inline Quick Check Basket Filter body shall be constructed of heavy-duty, glass-filled, UV resistant plastic material providing a pressure of not less than 150 psi. The filter element shall be constructed of a durable stainless steel mesh attached to a propylene frame. The standard 200-mesh (75 micron) screen shall be serviceable for cleaning purposes by unscrewing the cap from the body and removing the filter element. Replaceable filter elements of 50-mesh (175 micron), 100-mesh (150 micron), 150-mesh (100 micron) and 200-mesh (75 micron) shall be available from the same manufacturer of the inline filter. The filter body shall have a 1" (26/34) male threaded inlet and outlet. The design shall be of a robust basket style body with jar-top cap design. The cap incorporates an indicator that goes from green to red during operation when the filter element needs cleaning. The dimensions for the filter shall not exceed the following: Height: 6 1/2" (16,5 cm), Length: 6 1/2" (16,5 cm), Width: 3 1/2" (8,9 cm).

The control zone kit shall have an inline pressure regulator. The pressure regulator is a normally open device that allows full flow with little pressure loss unless the inlet pressure is greater than preset level of 40 psi. As the inlet pressure increases above the preset level it compresses a spring and begins to reduce the flow and sown stream pressure. The inline pressure regulator for the kit shall have a preset outlet pressure of approximately 40 psi (2,5 bar) at a flow rate of ___ GPM or (l/s; m³/h). The pressure regulator shall be constructed of durable, UV resistant non-corrosive material able to accommodate an inlet pressure rating of not less than 150 psi (10,3 bar). The control zone kit shall have the ability to be installed either above or below ground.

The control zone kits shall have a 1" PESB series automatic irrigation control valve. The valve shall be normally closed at 24 VAC 50/60 cycle, solenoid actuated, balanced pressure type capable of a flow rate of ___ GPM or (l/s; m³/h) with a pressure loss not to exceed ___psi or (bar). The valve pressure rating shall not be less than 150 psi. The valve body and bonnet shall be constructed of high-impact, weather-resistant plastic, stainless steel and other chemical/UV resistant materials. The valve shall have a diaphragm constructed of durable Bun-N rubber material reinforced with nylon.

The control zone kits with the PESB irrigation valve and Quick Check Basket Filter shall be manufactured by Rain Bird Corporation, Glendora, California.





The Intelligent Use of Water™

At Rain Bird, we believe it is our responsibility to develop products and technologies that use water efficiently. Our commitment also extends to education, training and services for our industry and our communities.

The need to conserve water has never been greater. We want to do even more, and with your help, we can. Visit www.rainbird.com for more information about The Intelligent Use of Water.™

Rain Bird Corporation

Landscape Drip Division
970 West Sierra Madre Avenue, Azusa, CA 91702
Phone: (626) 963-9311 Fax: (626) 812-3411

Rain Bird Corporation

6991 East Southpoint Road, Tucson, AZ 85706
Phone: (520) 741-6100 Fax: (520) 741-6522

Rain Bird International, Inc.

145 North Grand Avenue, Glendora, CA 91741
Phone: (626) 963-9311 Fax: (626) 963-4287

Rain Bird Technical Services

(800) 247-3782 (U.S. only)

Specification Hotline

800-458-3005 (U.S. only)

www.rainbird.com

The Intelligent Use of Water™ – Visit www.rainbird.com
to learn about our efforts.

® Registered Trademark of Rain Bird Corporation
© 2004 Rain Bird Corporation 8/04