

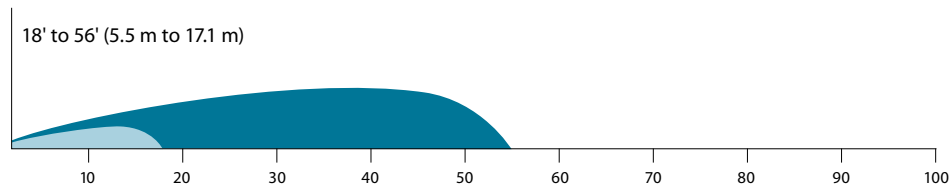
# Gear-Driven Rotors

---

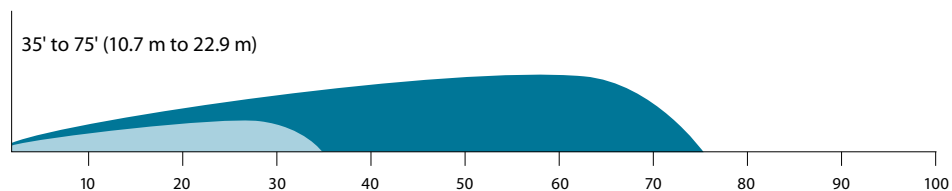
Rain Bird® Gear-Driven Rotors are engineered to efficiently manage water, while promoting a lush, highly profitable course, through minimal maintenance requirements, worry-free performance and maximum water distribution uniformity. Trusted by golf course professionals everywhere, particularly those in drought-prone areas, these innovative rotors deliver optimal playing surfaces, high durability and reduced water costs.



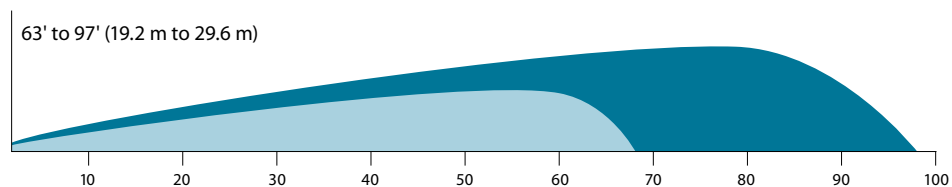
**351B Series**  
**Short Throw** (pg 40)



**700/751 Series** (pg 32-35)




**900/950 Series** (pg 38-39)





Get more from every rotor with Rapid-Adjust Technology featuring MemoryArc®. Available on Rain Bird® 751 Golf Rotors, this innovative feature allows you to easily adjust watering on greens, fairways or roughs for unmatched versatility and more precise watering.

Thanks to rapid-adjust technology featuring Memory Arc,® Rain Bird® 751 Golf Rotors enable you to water your turf more precisely—and efficiently.



### FEATURES AND BENEFITS

**Turn-of-a-Screw Flexibility:** Rain Bird 751 golf rotors offer easy, top-adjustable rotation settings that retain the memory of their part-circle arc setting when shifting between full- and part-circle operation. This unique feature is designed to offer quick, dry arc adjustments not just during grow-in, but for the life of the rotor.

**Proven Rain Bird Performance:** The Rain Bird 700/751 series features the high efficiency nozzles you've come to expect from the industry leader and delivers the best performance yet from Rain Bird golf rotors. With large droplets that cut through harsh winds and consistent pressure regulation, Rain Bird rotors deliver the even distribution you need to guarantee a healthy playing surface.

**Industry-Leading Durability:** Rain Bird 700/751 series golf rotors deliver improved durability. Trust their rugged construction for year after year of reliable, hassle-free performance.


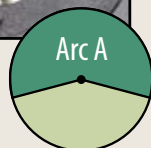
**Backward Compatibility:** Rain Bird 700/751 series golf rotors offer backward compatibility with every 700 series EAGLE™ Rotor manufactured since 1992. Saving precious time and money is as simple as dropping new Rain Bird 700/751 Series internal assemblies into your existing rotor cases.

**Low Cost of Ownership:** Rain Bird golf rotors offer a low cost of ownership through a powerful combination of versatility, performance and durability. Install 700 and 751 golf rotors to optimize water consumption, simplify operation and minimize replacement, maintenance and inventory costs.

### Rapid-Adjust Technology featuring Memory Arc®



Set primary rotor arc.

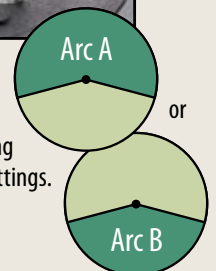


Turn the Full/Part Adjustment Screw for full-circle operation.



Turn to part circle again for either Arc A or Arc B setting.

No need to adjust arc when going between full- and part-circle settings.



**Versatility with a twist.** Easily shift between three arc settings to selectively water fairways, roughs—or both.



## Rain Bird® 700/751 Series

### SPECIFICATIONS

**Radius:**

**Rain Bird® 700 Series:** 56' to 79' (17.1 m to 24.1 m)  
**Rain Bird® 751 Series:** 35' to 75' (10.7 m to 22.9 m)

**Flow Rate:**

**700 Series:** 16.3 to 43.9 gpm (1.03 to 2.76 l/s)  
(3.70 to 9.95 m³/h)  
**751 Series:** 7.0 to 37.7 gpm (0.44 to 2.38 l/s)  
(1.59 to 8.56 m³/h)

**Arc:**

**700 Series:** Full-circle 360°  
**751 Series:** Full-circle 360°; Adjustable 30° to 345°

**Models:**

**Full-Circle:**



**700E:** Electric  
**700IC:** Integrated Control  
**700S/H:** Combined use Stopamatic (SAM) or Hydraulic (N.O.)\*  
**700B:** Seal-A-Matic™ device

**Part-Circle:**



**751E:** Electric  
**751IC:** Integrated Control  
**751S/H:** Combined use Stopamatic (SAM) or Hydraulic (N.O.)\*  
**751B:** Seal-A-Matic™ device

**Maximum Inlet Pressure:**

**Models 700/751E and IC:** 150 psi (10.3 bars)  
**Models 700/751S/H and B:** 100 psi (6.9 bars)

**Pressure Regulation Range:** 60 to 100 psi  
(4.1 to 6.9 bars)

**Factory Pressure Settings:** 700E/IC and 751E/IC available in 70 and 80 psi (4.8 and 5.5 bars)

**Inlet Threads:**

**Models E, IC, S/H:** 1.25" (3.2 cm) ACME Female Threaded  
**Models B:** 1" (2.5 cm) ACME Female Threaded

**Dimensions:**

**Body Height:**  
**Models E, IC, S/H:** 12.0" (30.5 cm)  
**Models B:** 9.6" (24.5 cm)

**Pop-Up Height to Mid-Nozzle:**

**Models E, IC, S/H, B:** 2.6" (6.6 cm)

**Top Diameter:**

**Models E, IC, S/H:** 6.25" (15.9 cm)  
**Models B:** 4.25" (10.8 cm)

**Rotation Time:**

**700 Series:** 360° in ≤ 180 seconds;  
150 seconds nominally  
**751 Series:** 180° in ≤ 90 seconds;  
75 seconds nominally

**Holdback:**

**Block:** 10' (3.1 m) of elevation  
**SAM/Hydraulic:** 15' (4.6 m) of elevation

**Nozzle Trajectory:**

**Standard:** 25°  
**Wind Tolerant:** 12°  
**Low-Angle:** 17°

**Maximum Stream Height:**

**Standard:** 17' (5.2 m)  
**Wind Tolerant:** 10' (3.1 m)

**Solenoid:** 24 VAC solenoid power requirement:  
0.41 amp inrush current (9.8 VA);

**60 cycle:** 0.25 amp holding current (6.0 VA);  
**50 cycle:** 0.32 amp holding current (7.7 VA)



**Surge Resistance:** Up to 25kV standard on electric models

**Top-Serviceable Rock Screen™ and Replaceable Valve**

**Seat:** On models 700E, IC, S/H and 751E, IC, S/H

\* N.O. — Normally open



● 700 Series

HOW TO SPECIFY			
A	700	X	XX - XX
Thread Type	Model	Body/Valve	Nozzle
ACME	700	E IC S/H B	28 32 36 40 44 48
		Pressure Regulator	
		70 (4.8)	
		80 (5.5)	



● 751 Series

HOW TO SPECIFY			
A	751	X	XX - XX
Thread Type	Model	Body/Valve	Nozzle
ACME	751	E IC S/H B	20 22 28 32 36 40 44 48
		Pressure Regulator	
		70 (4.8)	
		80 (5.5)	



### Dual Spreader™ Nozzles Performance Data: 700 Series

#### U.S. Data

Base Pressure (psi)	50		60		70		80		90		100	
	Radius (ft)	Flow (gpm)	Radius (ft)	Flow (gpm)	Radius (ft)	Flow (gpm)	Radius (ft)	Flow (gpm)	Radius (ft)	Flow (gpm)	Radius (ft)	Flow (gpm)
#28 - White	57	18.0	59	19.7	59	21.3	61	22.8	61	24.1	61	25.5
#32 - Blue	61	21.9	63	22.8	65	24.5	65	27.4	67	29	67	29.6
#36 - Yellow	65	23.2	65	25.5	65	27.5	67	29.5	65	31.2	67	32.9
#40 - Orange	65	25.5	67	27.8	71	29.8	71	31.9	73	33.9	73	35.6
#44 - Green	–	–	71	30.7	69	33.0	71	35.2	75	37.5	75	39.5
#48 - Black	–	–	–	–	73	37.0	77	39.4	79	41.8	77	43.8

#### Metric Data

Base Pressure (bars)	3.4			4.1			4.8			5.5			6.2			6.9		
	Radius (m)	Flow (l/s)	Flow (m3/h)	Radius (m)	Flow (l/s)	Flow (m3/h)	Radius (m)	Flow (l/s)	Flow (m3/h)	Radius (m)	Flow (l/s)	Flow (m3/h)	Radius (m)	Flow (l/s)	Flow (m3/h)	Radius (m)	Flow (l/s)	Flow (m3/h)
#28 - White	17.4	1.14	4.09	18.0	1.24	4.47	18.0	1.34	4.84	18.6	1.44	5.18	18.6	1.52	5.47	18.6	1.61	5.79
#32 - Blue	18.6	1.38	4.97	19.2	1.44	5.18	19.8	1.55	5.56	19.8	1.73	6.22	20.4	1.83	6.59	20.4	1.87	6.72
#36 - Yellow	19.8	1.46	5.27	19.8	1.61	5.79	19.8	1.73	6.25	20.4	1.86	6.70	19.8	1.97	7.09	20.4	2.08	7.47
#40 - Orange	19.8	1.61	5.79	20.4	1.75	6.31	21.6	1.88	6.77	21.6	2.01	7.25	22.3	2.14	7.70	22.3	2.25	8.09
#44 - Green	–	–	–	21.6	1.94	6.97	21.0	2.08	7.49	21.6	2.22	7.99	22.9	2.37	8.52	22.9	2.49	8.97
#48 - Black	–	–	–	–	–	–	22.3	2.33	8.40	23.5	2.49	8.95	24.1	2.64	9.49	23.5	2.76	9.95

### Dual Spreader™ Nozzles Performance Data: 751 Series

#### U.S. Data

Base Pressure (psi)	50		60		70		80		90		100	
	Radius (ft)	Flow (gpm)	Radius (ft)	Flow (gpm)	Radius (ft)	Flow (gpm)	Radius (ft)	Flow (gpm)	Radius (ft)	Flow (gpm)	Radius (ft)	Flow (gpm)
#20 - Gray	37	7.0	39	7.8	39	8.4	41	8.9	–	–	–	–
#22 - Red	40	8.3	45	9.5	45	10.2	43	10.8	–	–	–	–
#28 - White	55	15.2	57	16.8	59	18.1	59	19.3	59	20.5	57	21.5
#32 - Blue	59	17.1	61	18.6	61	20	61	21.4	63	22.5	63	23.9
#36 - Yellow	61	19.1	63	20.8	65	22.6	67	24	69	25.5	69	26.5
#40 - Orange	63	21.7	67	23.8	69	25.6	71	27.5	71	28.9	71	30.7
#44 - Green	–	–	65	26.3	69	28.3	71	30.4	71	32.1	73	34.1
#48 - Black	–	–	–	–	69	31.4	73	33.7	75	35.7	73	37.7

#### Metric Data

Base Pressure (bars)	3.4			4.1			4.8			5.5			6.2			6.9		
	Radius (m)	Flow (l/s)	Flow (m3/h)	Radius (m)	Flow (l/s)	Flow (m3/h)	Radius (m)	Flow (l/s)	Flow (m3/h)	Radius (m)	Flow (l/s)	Flow (m3/h)	Radius (m)	Flow (l/s)	Flow (m3/h)	Radius (m)	Flow (l/s)	Flow (m3/h)
#20 - Gray	11.3	0.40	1.6	11.8	0.49	1.77	11.9	0.53	1.91	12.5	0.56	2.02	–	–	–	–	–	–
#22 - Red	12.2	0.52	1.89	13.7	0.60	2.16	13.7	0.64	2.32	13.1	0.68	2.45	–	–	–	–	–	–
#28 - White	16.8	0.96	3.45	17.4	1.06	3.82	18.0	1.14	4.11	18.0	1.22	4.38	18.0	1.29	4.66	17.4	1.36	4.88
#32 - Blue	18.0	1.08	3.88	18.6	1.17	4.22	18.6	1.26	4.54	18.6	1.35	4.86	19.2	1.42	5.11	19.2	1.51	5.43
#36 - Yellow	18.6	1.21	4.34	19.2	1.31	4.72	19.8	1.43	5.13	20.4	1.51	5.45	21.0	1.61	5.79	21.0	1.67	6.02
#40 - Orange	19.2	1.37	4.93	20.4	1.50	5.41	21.0	1.62	5.81	21.0	1.73	6.25	21.6	1.82	6.56	21.6	1.94	6.97
#44 - Green	–	–	–	19.8	1.66	5.97	21.0	1.79	6.43	21.6	1.92	6.90	21.6	2.03	7.29	22.3	2.15	7.74
#48 - Black	–	–	–	–	–	–	21.0	1.98	7.13	22.3	2.13	7.65	22.9	2.25	8.11	22.3	2.38	8.56

All data is generated from tests conducted in accordance with ASAE Standard S398.1 for at least 30 minutes in zero-wind conditions. Rain Bird recommends the use of SPACE for Windows® equivalent program or derived performance data to optimize nozzle selection.

**Wind Tolerant Nozzles Performance Data: 700 Series**

**U.S. Data**

Base Pressure (psi)	50		60		70		80		90		100	
	Radius (ft)	Flow (gpm)	Radius (ft)	Flow (gpm)	Radius (ft)	Flow (gpm)	Radius (ft)	Flow (gpm)	Radius (ft)	Flow (gpm)	Radius (ft)	Flow (gpm)
#16WTN - Gray	–	–	56	16.3	56	17.5	60	18.5	62	20.2	63	21.1
#18WTN - Red	–	–	58	19.0	61	20.9	65	22.3	65	23.2	65	24.2
#22WTN - Black	–	–	–	–	65	27.6	65	34.8	67	38.8	71	40.5

**Metric Data**

Base Pressure (bars)	3.4			4.1			4.8			5.5			6.2			6.9		
	Radius (m)	Flow (l/s)	Flow (m <sup>3</sup> /h)	Radius (m)	Flow (l/s)	Flow (m <sup>3</sup> /h)	Radius (m)	Flow (l/s)	Flow (m <sup>3</sup> /h)	Radius (m)	Flow (l/s)	Flow (m <sup>3</sup> /h)	Radius (m)	Flow (l/s)	Flow (m <sup>3</sup> /h)	Radius (m)	Flow (l/s)	Flow (m <sup>3</sup> /h)
#16WTN - Gray	–	–	–	17.1	1.03	3.70	17.1	1.10	3.97	18.3	1.17	4.20	18.9	1.27	4.59	19.2	1.33	4.79
#18WTN - Red	–	–	–	17.7	1.20	4.32	18.6	1.32	4.75	19.8	1.41	5.06	19.8	1.46	5.27	19.8	1.53	5.50
#22WTN - Black	–	–	–	–	–	–	19.8	1.74	6.27	19.8	2.20	7.90	20.4	2.45	8.81	21.6	2.56	9.20

**Wind Tolerant Nozzles Performance Data: 751 Series**

**U.S. Data**

Base Pressure (psi)	50		60		70		80		90		100	
	Radius (ft)	Flow (gpm)	Radius (ft)	Flow (gpm)	Radius (ft)	Flow (gpm)	Radius (ft)	Flow (gpm)	Radius (ft)	Flow (gpm)	Radius (ft)	Flow (gpm)
#16WTN - Gray	–	–	60	15.7	62	16.7	62	17.8	64	18.8	66	20.4
#18WTN - Red	–	–	63	18.8	63	20.0	65	21.4	67	22.7	67	24.0
#22WTN - Black	–	–	–	–	65	27.6	65	35.8	67	37.6	71	41.1

**Metric Data**

Base Pressure (bars)	3.4			4.1			4.8			5.5			6.2			6.9		
	Radius (m)	Flow (l/s)	Flow (m <sup>3</sup> /h)	Radius (m)	Flow (l/s)	Flow (m <sup>3</sup> /h)	Radius (m)	Flow (l/s)	Flow (m <sup>3</sup> /h)	Radius (m)	Flow (l/s)	Flow (m <sup>3</sup> /h)	Radius (m)	Flow (l/s)	Flow (m <sup>3</sup> /h)	Radius (m)	Flow (l/s)	Flow (m <sup>3</sup> /h)
#16WTN - Gray	–	–	–	18.3	0.99	3.57	18.9	1.05	3.79	18.9	1.12	4.04	19.5	1.19	4.27	20.1	1.29	4.63
#18WTN - Red	–	–	–	19.2	1.19	4.27	19.2	1.26	4.54	19.8	1.35	4.86	20.4	1.43	5.16	20.4	1.51	5.45
#22WTN - Black	–	–	–	–	–	–	19.8	1.74	6.27	19.8	2.26	8.13	20.4	2.37	8.54	21.6	2.59	9.33

**Low-Angle Nozzles Performance Data: 700 Series**

**U.S. Data**

Base Pressure (psi)	50		60		70		80		90		100	
	Radius (ft)	Flow (gpm)	Radius (ft)	Flow (gpm)	Radius (ft)	Flow (gpm)	Radius (ft)	Flow (gpm)	Radius (ft)	Flow (gpm)	Radius (ft)	Flow (gpm)
#32LA - Gray	57	19.5	59	21.6	61	23.5	63	25.5	65	27.4	67	29.1
#36LA - Red	–	–	61	24.2	63	26.3	65	28.4	67	30.9	67	33.1
#44LA - Brown	–	–	–	–	67	34.5	69	36.4	71	38.9	71	41.7

**Metric Data**

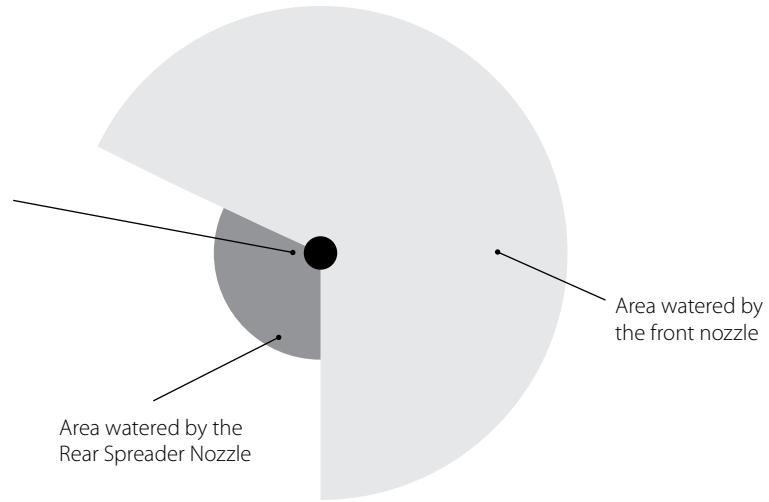
Base Pressure (bars)	3.5			4.0			4.5			5.0			5.5			6.0			6.5			6.9		
	Radius (m)	Flow (l/s)	Flow (m <sup>3</sup> /h)	Radius (m)	Flow (l/s)	Flow (m <sup>3</sup> /h)	Radius (m)	Flow (l/s)	Flow (m <sup>3</sup> /h)	Radius (m)	Flow (l/s)	Flow (m <sup>3</sup> /h)	Radius (m)	Flow (l/s)	Flow (m <sup>3</sup> /h)	Radius (m)	Flow (l/s)	Flow (m <sup>3</sup> /h)	Radius (m)	Flow (l/s)	Flow (m <sup>3</sup> /h)	Radius (m)	Flow (l/s)	Flow (m <sup>3</sup> /h)
#32LA Gray	17.4	1.23	4.43	17.9	1.34	4.81	18.3	1.43	5.13	18.7	1.51	5.45	19.2	1.61	5.78	19.6	1.69	6.09	20.1	1.77	6.39	20.4	1.84	6.61
#36LA Red	–	–	–	18.4	1.49	5.38	18.9	1.60	5.75	19.4	1.69	6.09	19.8	1.79	6.44	20.2	1.90	6.85	20.4	2.01	7.23	20.4	2.09	7.52
#44LA Brown	–	–	–	–	–	–	19.8	2.09	7.53	20.6	2.21	7.94	21.0	2.29	8.26	21.5	2.41	8.67	21.6	2.53	9.11	21.6	2.63	9.47

## Rear Spreader Nozzle

### Typical Installation:

Watering area behind the Rain Bird 751

Rain Bird 751 with  
Rear Spreader Nozzle



### 751 Series Performance Data With Rear Spreader Nozzles

U.S. Data — Base Pressure (psi)

Spreader Nozzle Color	60			70			80			60			70			80		
	Flow (gpm)	Main Nozzle Range (ft)	Rear Spreader Range (ft)	Flow (gpm)	Main Nozzle Range (ft)	Rear Spreader Range (ft)	Flow (gpm)	Main Nozzle Range (ft)	Rear Spreader Range (ft)	Flow (gpm)	Main Nozzle Range (ft)	Rear Spreader Range (ft)	Flow (gpm)	Main Nozzle Range (ft)	Rear Spreader Range (ft)	Flow (gpm)	Main Nozzle Range (ft)	Rear Spreader Range (ft)
	<b>MAIN NOZZLE #28 - WHITE</b>									<b>MAIN NOZZLE #32 - BLUE</b>								
Orange	20.00	55.00	25.00	21.40	55.00	23.00	22.80	55.00	23.00	22.10	61.00	29.00	23.40	61.00	29.00	25.20	61.00	29.00
Green	22.90	51.00	47.00	24.00	53.00	45.00	25.60	51.00	47.00	24.60	57.00	47.00	26.60	59.00	45.00	28.40	59.00	45.00
Blue	22.63	50.98	44.98	24.39	50.98	44.98	25.27	52.99	44.98	24.57	58.99	42.98	26.55	58.99	44.98	28.27	60.99	44.98
Black	21.13	52.99	36.98	23.12	52.99	38.98	24.39	50.98	38.98	23.20	58.99	36.98	24.79	56.99	36.98	26.64	58.99	38.98
Red	21.90	53.00	49.00	23.60	55.00	49.00	25.10	55.00	47.00	24.10	55.00	49.00	25.00	57.00	47.00	26.50	57.00	47.00
Blue w/Diffuser	20.90	57.00	33.00	21.50	55.00	33.00	22.90	55.00	33.00	23.20	61.00	31.00	24.90	61.00	31.00	26.30	61.00	31.00
Black w/Diffuser	19.20	54.99	30.97	29.28	56.99	30.97	21.84	54.99	30.97	20.96	56.99	32.97	22.63	56.99	32.97	24.08	56.99	32.97
	<b>MAIN NOZZLE #36 - YELLOW</b>									<b>MAIN NOZZLE #40 - ORANGE</b>								
Orange	23.40	61.00	29.00	25.40	63.00	29.00	27.10	63.00	27.00	27.70	69.00	29.00	29.60	69.00	29.00	31.60	71.00	29.00
Green	26.90	61.00	43.00	29.10	61.00	45.00	30.50	63.00	45.00	30.20	63.00	47.00	32.40	65.00	49.00	34.50	69.00	51.00
Blue	25.93	58.99	40.98	28.00	60.99	38.98	29.76	60.99	38.98	29.68	62.99	40.98	32.10	64.99	40.98	34.25	66.99	40.98
Black	26.42	60.99	36.98	27.78	60.99	34.97	29.54	60.99	36.98	28.97	60.99	36.98	31.22	62.99	36.98	34.20	62.99	36.98
Red	26.10	61.00	45.00	28.20	61.00	43.00	30.20	61.00	43.00	30.40	63.00	47.00	32.80	67.00	45.00	34.70	67.00	45.00
Blue w/Diffuser	24.60	63.00	35.00	26.30	63.00	31.00	27.90	65.00	33.00	28.00	63.00	31.00	30.30	67.00	31.00	32.10	69.00	31.00
Black w/Diffuser	24.48	64.99	34.97	25.67	64.99	34.97	27.12	64.99	34.97	27.21	62.99	30.97	29.46	64.99	30.97	31.30	66.99	30.97
	<b>MAIN NOZZLE #44 - GREEN</b>									<b>MAIN NOZZLE #48 - BLACK</b>								
Spreader Nozzle Color	Flow (gpm)	Main Nozzle Range (ft)	Rear Spreader Range (ft)	Flow (gpm)	Main Nozzle Range (ft)	Rear Spreader Range (ft)	Flow (gpm)	Main Nozzle Range (ft)	Rear Spreader Range (ft)	Flow (gpm)	Main Nozzle Range (ft)	Rear Spreader Range (ft)	Flow (gpm)	Main Nozzle Range (ft)	Rear Spreader Range (ft)	Flow (gpm)	Main Nozzle Range (ft)	Rear Spreader Range (ft)
Orange	29.30	65.00	27.00	31.70	69.00	27.00	33.70	71.00	27.00	35.00	73.00	29.00	37.60	75.00	29.00	39.70	79.00	29.00
Green	32.80	65.00	47.00	35.40	67.00	43.00	37.80	69.00	43.00	39.40	71.00	41.00	42.00	73.00	41.00	44.20	77.00	41.00
Blue	32.27	64.99	38.98	35.00	66.99	38.98	37.16	69.00	38.98	39.49	71.00	39.98	42.27	75.00	38.98	44.27	79.00	38.98
Black	31.79	64.99	34.97	34.25	66.99	34.97	36.50	71.00	32.97	39.49	71.00	34.97	42.27	75.00	32.97	44.27	79.00	32.97
Red	32.30	65.00	45.00	34.90	67.00	45.00	37.10	67.00	33.00	39.49	71.00	45.00	42.27	75.00	45.00	44.27	79.00	45.00
Blue w/Diffuser	30.90	67.00	33.00	33.20	73.00	31.00	35.50	73.00	33.00	39.49	71.00	31.00	42.27	75.00	31.00	44.27	79.00	31.00
Black w/Diffuser	29.06	64.99	32.97	31.22	69.00	28.97	33.37	71.00	30.97	39.49	71.00	30.97	42.27	75.00	30.97	44.27	79.00	30.97
	<b>70</b>			<b>80</b>			<b>90</b>			<b>70</b>			<b>80</b>			<b>90</b>		
Spreader Nozzle Color	Flow (gpm)	Main Nozzle Range (ft)	Rear Spreader Range (ft)	Flow (gpm)	Main Nozzle Range (ft)	Rear Spreader Range (ft)	Flow (gpm)	Main Nozzle Range (ft)	Rear Spreader Range (ft)	Flow (gpm)	Main Nozzle Range (ft)	Rear Spreader Range (ft)	Flow (gpm)	Main Nozzle Range (ft)	Rear Spreader Range (ft)	Flow (gpm)	Main Nozzle Range (ft)	Rear Spreader Range (ft)
Orange	35.00	73.00	29.00	37.60	75.00	29.00	39.70	79.00	29.00	42.80	83.00	31.00	45.00	85.00	31.00	47.20	89.00	31.00
Green	38.30	71.00	45.00	40.70	77.00	45.00	42.80	77.00	47.00	45.00	81.00	43.00	47.20	81.00	43.00	49.60	85.00	43.00
Blue	37.47	71.00	40.98	39.49	75.00	38.98	42.27	75.00	38.98	45.00	81.00	40.98	47.20	81.00	40.98	49.60	85.00	40.98
Black	37.47	75.00	36.98	40.11	77.00	34.97	42.14	78.97	36.98	45.00	81.00	36.98	47.20	81.00	36.98	49.60	85.00	36.98
Red	37.80	73.00	47.00	40.40	73.00	47.00	42.80	77.00	47.00	45.00	81.00	47.00	47.20	81.00	47.00	49.60	85.00	47.00
Blue w/Diffuser	36.00	77.00	31.00	38.30	77.00	31.00	40.60	77.00	31.00	45.00	81.00	31.00	47.20	81.00	31.00	49.60	85.00	31.00
Black w/Diffuser	35.22	73.00	30.97	37.25	73.00	30.97	39.14	77.00	30.97	45.00	81.00	30.97	47.20	81.00	30.97	49.60	85.00	30.97

**751 Series Performance Data With Rear Spreader Nozzles**

**Metric Data — Base Pressure (bars)**

Spreader Nozzle Color	4.1			4.8			5.5			4.1			4.8			5.5		
	Flow (m³/h)	Main Nozzle Range (m)	Rear Spreader Range (m)	Flow (m³/h)	Main Nozzle Range (m)	Rear Spreader Range (m)	Flow (m³/h)	Main Nozzle Range (m)	Rear Spreader Range (m)	Flow (m³/h)	Main Nozzle Range (m)	Tail Nozzle Range (m)	Flow (m³/h)	Main Nozzle Range (m)	Rear Spreader Range (m)	Flow (m³/h)	Main Nozzle Range (m)	Rear Spreader Range (m)
	<b>MAIN NOZZLE #28 – WHITE</b>									<b>MAIN NOZZLE #32 – BLUE</b>								
Orange	4.54	16.76	7.62	4.86	16.76	7.01	5.18	16.76	7.01	5.02	18.59	8.84	5.31	18.59	8.84	5.72	18.59	8.84
Green	5.20	15.54	14.33	5.45	16.15	13.72	5.81	15.54	14.33	5.59	17.37	14.33	6.04	17.98	13.72	6.45	17.98	13.72
Blue	5.14	15.54	13.71	5.54	15.54	13.71	5.74	16.15	13.71	5.58	17.98	13.10	6.03	17.98	13.71	6.42	18.59	13.71
Black	4.80	16.15	11.27	5.25	16.15	11.88	5.54	15.54	11.88	5.27	17.98	11.27	5.63	17.37	11.27	6.05	17.98	11.88
Red	4.97	16.15	14.94	5.36	16.76	14.94	5.70	16.76	14.33	5.47	16.76	14.94	5.68	17.37	14.33	6.02	17.37	14.33
Blue w/Diffuser	4.75	17.37	10.06	4.88	16.76	10.06	5.20	16.76	10.06	5.27	18.59	9.45	5.66	18.59	9.45	5.97	18.59	9.45
Black w/Diffuser	4.36	16.76	9.44	6.65	17.37	9.44	4.96	16.76	9.44	4.76	17.37	10.05	5.14	17.37	10.05	5.47	17.37	10.05
	<b>MAIN NOZZLE #36 – YELLOW</b>									<b>MAIN NOZZLE #40 – ORANGE</b>								
Orange	5.31	18.59	8.84	5.77	19.2	8.84	6.16	19.2	8.23	6.29	21.03	8.84	6.72	21.03	8.84	7.18	21.64	8.84
Green	6.11	18.59	13.11	6.61	18.59	13.72	6.93	19.2	13.72	6.86	19.2	14.33	7.36	19.81	14.94	7.84	21.03	15.54
Blue	5.89	17.98	12.49	6.36	18.59	11.88	6.76	18.59	11.88	6.74	19.20	12.49	7.29	19.81	12.49	7.78	20.42	12.49
Black	6.00	18.59	11.27	6.31	18.59	10.66	6.71	18.59	11.27	6.58	18.59	11.27	7.09	19.20	11.27	7.77	19.20	11.27
Red	5.93	18.59	13.72	6.40	18.59	13.11	6.86	18.59	13.11	6.90	19.20	14.33	7.45	20.42	13.72	7.88	20.42	13.72
Blue w/Diffuser	5.59	19.20	10.67	5.97	19.20	9.45	6.34	19.81	10.06	6.36	19.20	9.45	6.88	20.42	9.45	7.29	21.03	9.45
Black w/Diffuser	5.56	19.81	10.66	5.83	19.81	10.66	6.16	19.81	10.66	6.18	19.20	9.44	6.69	19.81	9.44	7.11	20.42	9.44
	<b>MAIN NOZZLE #44 – GREEN</b>									<b>MAIN NOZZLE #48 – BLACK</b>								
Spreader Nozzle Color	4.1			4.8			5.5			4.1			4.8			6.2		
Flow (m³/h)	Main Nozzle Range (m)	Rear Spreader Range (m)	Flow (m³/h)	Main Nozzle Range (m)	Rear Spreader Range (m)	Flow (m³/h)	Main Nozzle Range (m)	Rear Spreader Range (m)	Flow (m³/h)	Main Nozzle Range (m)	Tail Nozzle Range (m)	Flow (m³/h)	Main Nozzle Range (m)	Rear Spreader Range (m)	Flow (m³/h)	Main Nozzle Range (m)	Rear Spreader Range (m)	
Orange	6.65	19.81	8.23	7.20	21.03	8.23	7.65	21.64	8.23	7.65	21.64	8.23	7.65	21.64	8.23	7.65	21.64	8.23
Green	7.45	19.81	14.33	8.04	20.42	13.11	8.59	21.03	13.11	8.59	21.03	13.11	8.59	21.03	13.11	8.59	21.03	13.11
Blue	7.33	19.81	11.88	7.95	20.42	11.88	8.44	21.03	11.88	8.44	21.03	11.88	8.44	21.03	11.88	8.44	21.03	11.88
Black	7.22	19.81	10.66	7.78	20.42	10.66	8.29	21.64	10.66	8.29	21.64	10.66	8.29	21.64	10.66	8.29	21.64	10.66
Red	7.34	19.81	13.72	7.93	20.42	13.72	8.43	20.42	13.72	8.43	20.42	13.72	8.43	20.42	13.72	8.43	20.42	13.72
Blue w/Diffuser	7.02	20.42	10.06	7.54	22.25	9.45	8.06	22.25	10.06	8.06	22.25	10.06	8.06	22.25	10.06	8.06	22.25	10.06
Black w/Diffuser	6.60	19.81	10.05	7.09	21.03	8.83	7.58	21.64	9.44	7.58	21.64	9.44	7.58	21.64	9.44	7.58	21.64	9.44
	<b>MAIN NOZZLE #48 – BLACK</b>									<b>MAIN NOZZLE #48 – BLACK</b>								
Spreader Nozzle Color	4.8			5.5			6.2			4.8			5.5			6.2		
Flow (m³/h)	Main Nozzle Range (m)	Rear Spreader Range (m)	Flow (m³/h)	Main Nozzle Range (m)	Rear Spreader Range (m)	Flow (m³/h)	Main Nozzle Range (m)	Rear Spreader Range (m)	Flow (m³/h)	Main Nozzle Range (m)	Tail Nozzle Range (m)	Flow (m³/h)	Main Nozzle Range (m)	Rear Spreader Range (m)	Flow (m³/h)	Main Nozzle Range (m)	Rear Spreader Range (m)	
Orange	7.95	22.25	8.84	8.54	22.86	8.84	9.02	24.08	8.84	9.02	24.08	8.84	9.02	24.08	8.84	9.02	24.08	8.84
Green	8.70	21.64	13.72	9.24	23.47	13.72	9.72	23.47	14.33	9.72	23.47	14.33	9.72	23.47	14.33	9.72	23.47	14.33
Blue	8.51	21.64	12.49	8.97	22.86	11.88	9.60	22.86	11.88	9.60	22.86	11.88	9.60	22.86	11.88	9.60	22.86	11.88
Black	8.51	22.86	11.27	9.11	23.47	10.66	9.57	24.07	11.27	9.57	24.07	11.27	9.57	24.07	11.27	9.57	24.07	11.27
Red	8.59	22.25	14.33	9.18	22.25	14.33	9.72	23.47	14.33	9.72	23.47	14.33	9.72	23.47	14.33	9.72	23.47	14.33
Blue w/Diffuser	8.18	23.47	9.45	8.70	23.47	9.45	9.22	23.47	9.45	9.22	23.47	9.45	9.22	23.47	9.45	9.22	23.47	9.45
Black w/Diffuser	8.00	22.25	9.44	8.46	22.25	9.44	8.89	23.47	9.44	8.89	23.47	9.44	8.89	23.47	9.44	8.89	23.47	9.44

All data is generated from tests conducted in accordance with ASAE Standard S398.1 for at least 30 minutes in zero-wind conditions. Rain Bird recommends the use of SPACE for Windows® equivalent program or derived performance data to optimize nozzle selection.



### EAGLE™ 900 Series

#### SPECIFICATIONS

**Radius:** 63' to 97' (19.2 m to 29.6 m)


**Flow Rate:** 21.4 to 57.1 gpm  
(1.35 to 3.60 l/s) (4.85 to 12.97 m<sup>3</sup>/h)

**Arc:** Full-circle, 360°

**Models:**

**Full-Circle:**

**EAGLE 900E:** Electric

 **EAGLE 900 IC:** Integrated Control

**EAGLE 900S/H:** Combined use Stopmatic (SAM) or Hydraulic (N.O.)\*

**Maximum Inlet Pressure:**

**Models 900E/IC:** 150 psi (10.3 bars)

**Models 900S/H:** 100 psi (6.9 bars)

**Pressure Regulation Range:**

60 to 100 psi (4.1 to 6.9 bars)

**Factory Pressure Settings:**

900E/IC and 950E/IC available in 70 and 80 psi (4.8 and 5.5 bars)

**Dimensions:**

**Body Height:** 13.4" (34.0 cm)

**Pop-Up Height to Mid-Nozzle:** 2.25" (5.7 cm)

**Top Diameter:** 7" (17.8 cm)

**Nozzle Trajectory:** 25°

**Inlet Threads:** 1.5" (3.8 cm) (15/21) ACME  
Female Threaded

**Holdback:** SAM/Hydraulic 15' (4.6 m) elevation

**Rotation Time:** 360° in ≤ 240 seconds;  
210 seconds nominally

**Maximum Stream Height:** 20' (6.1 m)

**Solenoid:** 24 VAC solenoid power requirement:  
0.41 amp inrush current (9.8 VA);  
**60 cycle:** 0.25 amp holding current (6.0 VA);  
**50 cycle:** 0.32 amp holding current (7.7 VA).

**Surge Resistance:** Up to 25kV standard on electric models

**Top-Serviceable Rock Screen™ and Replaceable**

**Valve Seat:** All 900 and 950 models

*All data is generated from tests conducted in accordance with ASAE Standard S398.1 for at least 30 minutes in zero-wind conditions. Rain Bird recommends the use of SPACE for Windows® equivalent program or derived performance data to optimize nozzle selection.*

\* N.O. — Normally open



● EAGLE™ 900 Series



#### EAGLE 900 Series Performance Data

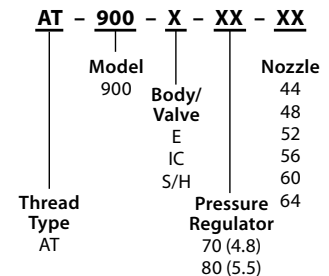
##### High Performance Nozzles U.S. Data

Base Pressure (psi)	#44 Blue		#48 Yellow		#52 Orange		#56 Green		#60 Black		#64 Red	
	Radius (ft)	Flow (gpm)	Radius (ft)	Flow (gpm)	Radius (ft)	Flow (gpm)	Radius (ft)	Flow (gpm)	Radius (ft)	Flow (gpm)	Radius (ft)	Flow (gpm)
60	63	21.4	73	28.9	75	31.9	—	—	—	—	—	—
70	67	23.5	73	31.9	79	34.6	83	40.7	87	43.2	91	47.2
80	71	24.7	75	34.1	81	37.1	85	43.5	91	46.4	93	51.0
90	71	26.5	77	35.0	81	39.5	87	46.4	91	49.5	95	54.0
100	73	27.9	77	36.2	83	41.8	89	49.1	91	52.2	97	57.1

##### High Performance Nozzles Metric Data

Base Pressure (bars)	#44 Blue			#48 Yellow			#52 Orange			#56 Green			#60 Black			#64 Red		
	Radius (m)	Flow (l/s)	Flow (m <sup>3</sup> /h)	Radius (m)	Flow (l/s)	Flow (m <sup>3</sup> /h)	Radius (m)	Flow (l/s)	Flow (m <sup>3</sup> /h)	Radius (m)	Flow (l/s)	Flow (m <sup>3</sup> /h)	Radius (m)	Flow (l/s)	Flow (m <sup>3</sup> /h)	Radius (m)	Flow (l/s)	Flow (m <sup>3</sup> /h)
4.1	19.2	1.35	4.85	22.3	1.82	6.56	22.9	2.01	7.25	—	—	—	—	—	—	—	—	—
4.5	19.8	1.42	5.11	22.3	1.89	6.81	23.5	2.10	7.57	25.0	2.48	8.94	26.2	2.63	9.47	27.4	2.88	10.35
5.0	20.7	1.50	5.40	22.4	2.00	7.22	24.2	2.22	8.00	25.5	2.61	9.40	26.8	2.78	10.00	27.9	3.04	10.94
5.5	21.6	1.55	5.59	22.8	2.14	7.72	24.7	2.34	8.41	25.9	2.74	9.87	27.7	2.92	10.52	28.3	3.21	11.56
6.0	21.6	1.64	5.90	23.3	2.19	7.88	24.7	2.45	8.81	26.3	2.87	10.34	27.7	3.20	11.86	28.8	3.35	12.06
6.5	21.9	1.71	6.16	23.5	2.24	8.06	24.9	2.55	9.19	26.8	3.00	10.80	27.7	3.20	11.86	29.2	3.49	12.57
6.9	22.3	1.76	6.35	23.5	2.28	8.22	25.3	2.64	9.49	27.1	3.10	11.15	27.7	3.29	11.86	29.6	3.60	12.97

#### HOW TO SPECIFY



## EAGLE™ 950 Series

### SPECIFICATIONS

**Radius:** 70' to 92' (21.3 m to 28.0 m)

**Flow Rate:** 19.5 to 59.4 gpm  
(1.23 to 3.75 l/s) (4.43 to 13.49 m<sup>3</sup>)


**Arc:** 40° to 345°

**Models:**

**Part-Circle:**

**EAGLE 950E:** Electric

**EAGLE 950 IC:** Integrated Control

 **EAGLE 950S/H:** Combined use Stopamatic (SAM) or Hydraulic (N.O.)\*

**Maximum Inlet Pressure:**

**Models 950E/IC:** 150 psi (10.3 bars)

**Models 950S/H:** 100 psi (6.9 bars)

**Pressure Regulation Range:**

60 to 100 psi (4.1 to 6.9 bars)

**Factory Pressure Settings:**

900E/IC and 950E/IC available in 70 and 80 psi (4.8 and 5.5 bars)

**Dimensions:**

**Body Height:** 13.4" (34.0 cm)

**Pop-Up Height to Mid-Nozzle:** 2.25" (5.7 cm)

**Top Diameter:** 7" (17.8 cm)

**Nozzle Trajectory:** 25°

**Inlet Threads:** 1.5" (3.8 cm) (15/21) ACME

Female Threaded

**Holdback:** SAM/Hydraulic 15' (4.6 m) elevation

**Rotation Time:** 180° in ≤ 120 seconds;  
105 seconds nominally

**Maximum Stream Height:** 20' (6.1 m)

**Solenoid:** 24 VAC solenoid power requirement:  
0.41 amp inrush current (9.8 VA); **60 cycle:** 0.25 amp holding current (6.0 VA); **50 cycle:** 0.32 amp holding current (7.7 VA).

**Surge Resistance:** Up to 25kV standard on electric models

**Top-Serviceable Rock Screen™ and Replaceable**

**Valve Seat:** All 900 and 950 models

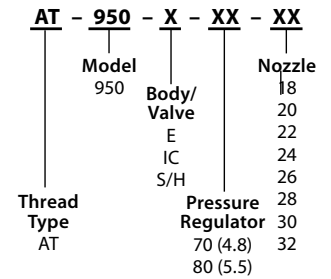
*All data is generated from tests conducted in accordance with ASAE Standard S398.1 for at least 30 minutes in zero-wind conditions. Rain Bird recommends the use of SPACE for Windows® equivalent program or derived performance data to optimize nozzle selection.*

\*N.O. — Normally open



● EAGLE™ 950 Series

### HOW TO SPECIFY



### EAGLE 950 Series Performance Data

#### Nozzles U.S. Data

Base Pressure (psi)	#18 White-C		#20 Gray-C		#22 Blue-C		#24 Yellow-C		#26 Orange		#28 Green		#30 Black		#32 Brown	
	Radius (ft)	Flow (gpm)	Radius (ft)	Flow (gpm)	Radius (ft)	Flow (gpm)	Radius (ft)	Flow (gpm)	Radius (ft)	Flow (gpm)	Radius (ft)	Flow (gpm)	Radius (ft)	Flow (gpm)	Radius (ft)	Flow (gpm)
60	70	19.5	72	23.0	74	26.5	76	30.8	78	36.0	—	—	—	—	—	—
70	72	21.3	74	25.1	76	28.8	80	33.5	82	38.7	84	42.9	84	47.3	84	50.4
80	74	22.9	76	27.0	80	30.9	84	36.0	84	41.5	86	47.3	86	50.4	85	53.1
90	75	24.4	78	28.7	82	32.9	88	38.4	86	43.4	89	48.5	90	52.9	88	55.6
100	76	25.8	80	30.5	84	34.6	90	40.5	88	46.7	91	52.2	92	55.8	92	59.4

#### Nozzles Metric Data

Base Pressure (bars)	#18 White-C			#20 Gray-C			#22 Blue-C			#24 yellow-C			#26 Orange			#28 Green			#30 Black			#32 Brown			
	Radius (m)	Flow (l/s)	Flow (m³/h)	Radius (m)	Flow (l/s)	Flow (m³/h)	Radius (m)	Flow (l/s)	Flow (m³/h)	Radius (m)	Flow (l/s)	Flow (m³/h)	Radius (m)	Flow (l/s)	Flow (m³/h)	Radius (m)	Flow (l/s)	Flow (m³/h)	Radius (m)	Flow (l/s)	Flow (m³/h)	Radius (m)	Flow (l/s)	Flow (m³/h)	
4.1	21.3	1.23	4.43	21.9	1.45	5.22	22.6	1.67	6.02	23.2	1.94	7.00	23.8	2.27	8.18	—	—	—	—	—	—	—	—	—	—
4.5	21.7	1.29	4.64	22.3	1.52	5.48	22.9	1.75	6.29	23.8	2.03	7.32	24.4	2.36	8.50	25.2	2.62	9.44	25.2	2.90	—	25.3	3.10	11.17	
5.0	22.1	1.37	4.93	22.7	1.61	5.81	23.5	1.85	6.66	24.7	2.15	7.75	25.1	2.49	8.95	25.8	2.78	10.00	25.8	3.03	10.92	25.7	3.22	11.60	
5.5	22.5	1.44	5.19	23.2	1.70	6.12	24.4	1.95	7.01	25.6	2.27	8.16	25.6	2.61	9.41	26.2	2.98	10.72	26.2	3.18	11.43	25.9	3.35	12.05	
6.0	22.8	1.51	5.44	23.6	1.78	6.40	24.8	2.04	7.34	26.5	2.38	8.56	26.0	2.70	9.73	26.9	3.04	10.93	27.1	3.29	11.85	26.6	3.46	12.46	
6.5	23.0	1.58	5.68	24.0	1.86	6.69	25.3	2.12	7.64	27.1	2.48	8.93	26.5	2.83	10.18	27.4	3.16	11.37	27.7	3.42	12.30	27.3	3.61	13.00	
6.9	23.2	1.63	5.86	24.4	1.92	6.93	25.6	2.18	7.86	27.4	2.56	9.20	26.8	2.95	10.61	27.7	3.29	11.86	28.0	3.52	12.67	28.0	3.75	13.49	

### EAGLE™ 351B Series

#### SPECIFICATIONS

**Radius:** 18' to 56' (5.5 m to 17.1 m)

**Arc:** 360° in full-circle mode, adjustable from 50° to 330° in part-circle mode

**Flow Rate:** 1.8 to 15.5 gpm (0.11 to 0.98 l/s)

**Models:**

**EAGLE™ 351B:** Seal-A-Matic™ device

**Maximum Inlet Pressure:** 100 psi (6.9 bar)

**Recommended Operating Pressure:** 60 psi (4.1 bar), 70 psi (4.8 bar), 80 psi (5.5 bar)

**Flow:**

**Full-Circle Mode:** 360° ≤ 180 seconds; 120 seconds nominally

**Part-Circle Mode:** 180° ≤ 90 seconds; 60 seconds nominally

**Inlet Threads:** 1" (2.5 cm) ACME

**Holdback:** 10' (3.1 m) of elevation

**Nozzle Trajectory:**

**Low Flow and High Flow Nozzles:** 17°

**Long Throw Nozzles:** 25°

**Maximum Stream Height:** 13' (4.0 m)

**Dimensions:**

**Body Height:** 9.6" (24.5 cm)

**Top Diameter:** 4.25" (10.8 cm)

**Pop-Up Height to Mid-Nozzle:** 3.25" (8.3 cm)



#### EAGLE 351B Series Performance Data

##### U.S. Data

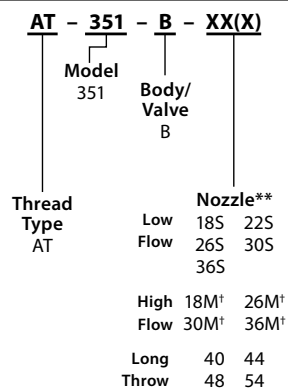
Nozzle	60 psi		70 psi		80 psi		90 psi	
	Radius (ft)	Flow (gpm)	Radius (ft)	Flow (gpm)	Radius (ft)	Flow (gpm)	Radius (ft)	Flow (gpm)
<b>LOW FLOW</b>								
18S White	18	1.8	20	1.9	20	2.0	22	2.2
22S Dark Gray	22	2.2	22	2.4	24	2.5	26	2.7
26S Dark Orange	24	2.6	24	2.8	26	3.1	26	3.2
30S Light Green	30	3.0	30	3.1	32	3.2	32	3.4
36S Brown	34	3.6	34	3.8	34	4.2	36	4.4
<b>HIGH FLOW</b>								
18M Ivory	20	4.0	22	4.2	22	4.4	24	4.7
26M Medium Orange	24	5.6	24	6.0	26	6.5	26	6.9
30M Green	30	5.7	30	6.2	32	6.6	32	7.1
36M Light Brown	34	7.1	34	7.8	34	8.4	36	8.9
<b>LONG THROW</b>								
40 Orange	37	2.1	40	2.3	42	2.4	42	2.5
44 Red	44	3.5	46	3.6	46	4.1	46	4.3
48 Blue	48	5.8	48	6.4	48	6.8	48	7.0
54 Beige	50*	12.4*	54*	13.5*	56*	14.6*	56*	15.5*

##### Metric Data

Nozzle	4.1 bar			4.8 bar			5.5 bar			6.2 bar		
	Radius (m)	Flow (lps)	Flow (m³/h)	Radius (m)	Flow (lps)	Flow (m³/h)	Radius (m)	Flow (lps)	Flow (m³/h)	Radius (m)	Flow (lps)	Flow (m³/h)
<b>LOW FLOW</b>												
18S White	5.5	0.11	0.41	6.1	0.12	0.43	6.1	0.13	0.45	6.7	0.14	0.50
22S Dark Gray	6.7	0.14	0.50	6.7	0.15	0.55	7.3	0.16	0.57	7.9	0.17	0.61
26S Dark Orange	7.3	0.16	0.60	7.3	0.18	0.64	7.9	0.20	0.70	7.9	0.20	0.73
30S Light Green	9.1	0.19	0.68	9.1	0.20	0.70	9.8	0.20	0.73	9.8	0.21	0.77
36S Brown	10.4	0.23	0.82	10.4	0.24	0.86	10.4	0.26	0.95	11.0	0.28	1.00
<b>HIGH FLOW</b>												
18M Ivory	6.1	0.25	0.91	6.1	0.26	0.95	6.7	0.28	1.00	7.3	0.30	1.07
26M Medium Orange	7.3	0.35	1.27	7.3	0.38	1.36	7.9	0.41	1.48	7.9	0.44	1.57
30M Green	9.1	0.36	1.30	9.1	0.39	1.41	9.8	0.42	1.50	9.8	0.45	1.61
36M Light Brown	10.4	0.45	1.61	10.4	0.49	1.77	10.4	0.53	1.91	11.0	0.56	2.02
<b>LONG THROW</b>												
40 Orange	11.3	0.13	0.48	12.2	0.15	0.52	12.8	0.15	0.55	12.8	0.16	0.57
44 Red	13.4	0.22	0.80	14.0	0.23	0.82	14.0	0.26	0.93	14.0	0.27	0.98
48 Blue	14.6	0.37	1.32	14.6	0.40	1.45	14.6	0.43	1.55	14.6	0.44	1.60
54 Beige	15.2*	0.78*	2.82*	16.5*	0.85*	3.07*	17.1*	0.92*	3.32*	17.1*	0.98*	3.52*

#### ● EAGLE™ 351B Series

#### HOW TO SPECIFY



\*For best results, recommended for use in triangular spacing only. †Matched precipitation nozzles.

Data reflects no pressure regulation. For a block rotor, it is the pressure at the inlet to the rotor casing after the pressure had been regulated through a valve. All data is generated from tests conducted in accordance with ASAE Standard S398.1 for at least 30 minutes, in zero-wind conditions. Rain Bird recommends the use of SPACE for Windows® equivalent programming or derived performance data to optimize nozzle selection.

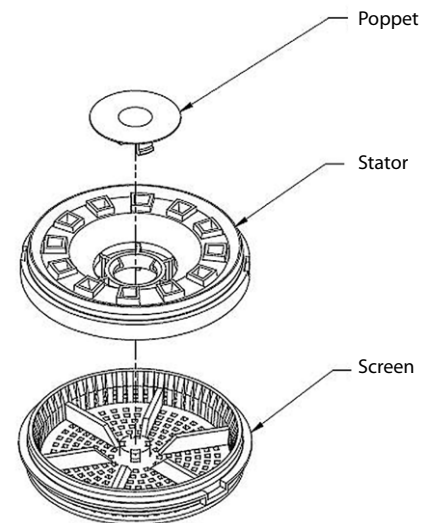
\*\*Nozzle Shipping: (Standard Nozzle Installed/Included Smaller and Larger Nozzles): 22S/18S, 26S 30S/26S, 36S 30M†/18M, 26M, 36M† 36S/40, 44 48/44, 54

**Golf Rotor Stator Configuration**

Nozzle	Pressure Settings psi (bars)				All SAM/Hyd and Block
	60 (4.1)	70 (4.8)	80 (5.5)	100 (6.9)	
<b>700</b>					
White #28	SPC	SPC	SPC	SPC	SPC
Blue #32	SPO	SPO	SPO	SPO	SPO
Yellow #36	SPO	SPO	SPO	SPO	SPO
Orange #40	SNP	SNP	SNP	SNP	SNP
Green #44	SNP	SNP	SNP	SNP	SNP
Black #48	N/R	SNP	SPR	SPR	SNP
<b>751</b>					
Gray #20	S4	S4	S4	S4	S4
Red #22	S8	S8	S8	S8	S8
White #28	SPC	SPC	SPC	SPC	SPC
Blue #32	SPO	SPO	SPO	SPO	SPO
Yellow #36	SPO	SPO	SPO	SPO	SPO
Orange #40	SNP	SNP	SNP	SNP	SNP
Green #44	SNP	SNP	SNP	SNP	SNP
Black #48	SNP	SPR	SPR	SPR	SNP
<b>900</b>					
Blue #44	SPC	SPC	SPC	SPC	SPC
Yellow #48	SPC	SPC	SPC	SPC	SPC
Orange #52	SPC	SPO	SPO	SPO	SPO
Green #56	N/R	SNP	SNP	SNP	SNP
Black #60	N/R	SNP	SPR	SPR	SPR
Brown #64	N/R	SPR	SPR	SPR	SPR
<b>950</b>					
White #18C	SPC	SPC	SPC	SPC	SPC
Gray #20C	SPC	SPC	SPC	SPC	SPC
Blue #22C	SPC	SPC	SPC	SPC	SPC
Yellow #24C	SPC	SPC	SPO	SPO	SPO
Orange #26	SPO	SPO	SPO	SPO	SPO
Green #28	N/R	SNP	SPR	SPR	SPR
Black #30	N/R	SNP	SPR	SPR	SPR
Brown #32	N/R	SNP	SPR	SPR	SPR

SPC = Stator Poppet Closed  
 SPO = Stator Poppet Open  
 SNP = Stator No Poppet  
 SPR = Spacer

S0 = Screen Only  
 S4 = Stator with 4 holes  
 S8 = Stator with 8 holes  
 N/R = Not a recommended pressure and nozzle combination





### Swing Joints

Looking to enhance the performance of your golf course irrigation system? Rain Bird® Swing Joints are the perfect solution. Featuring superior flow characteristics and excellent structural integrity, these swing joints are designed to deliver the performance you expect from Rain Bird while saving you money. They are available in a wide range of configurations. Rain Bird Swing Joints are the perfect complement to our golf series rotors.

#### SPECIFICATIONS

**Diameters:** 1" (2.5 cm), 1.25" (3.2 cm) and 1.5" (3.8 cm)

**Lay Arm Lengths:** 8" (20.3 cm), 12" (30.5 cm) and 18" (45.7 cm)

**Inlet Type:** NPT, BSP, ACME, spigot and socket

**Outlet Thread Type:** NPT, BSP or ACME

#### Enlarging NPT, BSP or ACME Outlets:

Available on 1" (2.5 cm) and 1.25" (3.2 cm) swing joints for connections to many rotors with 1 ¼" (3.2 cm) and 1 ½" (3.8 cm) inlet sizes respectively (no additional adapters required)

**Inlet Configurations:** Standard side or top-mount connections

**Outlet Configuration:** Single-top or triple-top

**Pressure Rating:** 315 psi (21.7 bar) at 73°F (22.8°C)

**Reducing ACME Inlet:** Available on 1 ¼" (3.2 cm) diameter swing joints for connection to a 1 ½" ACME service tee

**Multiple Inlet/Outlet Configurations:** Available with standard and triple top configurations for added rotor positioning flexibility. Also available are models for top mount or side mount to lateral lines.

- **Superior Flow Characteristics.** An innovative swept elbow design\* reduces pressure loss by up to 50 percent over other swing joints.
- **Excellent Structural Integrity.** Reduces the costs associated with fatigue-related failures.
- **Double O-ring Protection.** Provides a better seal to ensure that joints are kept clean and can be repositioned easily.
- **Modified ACME Outlet.** Improves safety by losing seal engagement before losing thread engagement during rotor removal.
- **Color-coding and Distinct Size Markings.** Reduce costs by eliminating errors and improving installation efficiency with quick size identification at the job site.
- **Oversized Threaded Inlets.** Make hand-tightening and blind installations (underwater) easier. This also reduces the risk of potential damage caused by over-tightening with a wrench.
- **Extended Warranty.** When used with Rain Bird golf rotors, extends rotor and swing joint warranty to five years.

\*Patent pending

### ALSO AVAILABLE

#### NPT and BSP ACME Adapters

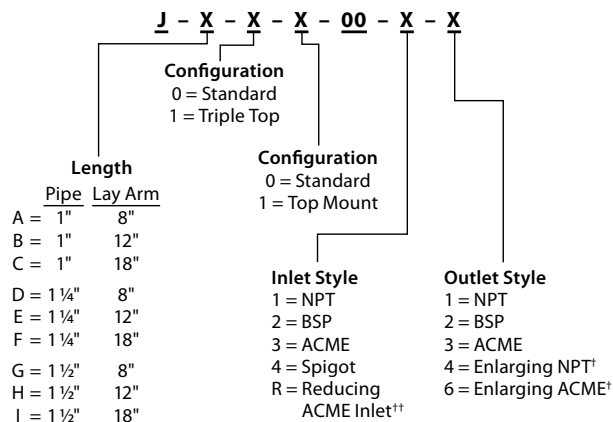
If you currently have NPT or BSP swing joints, you can now enjoy the benefits of ACME-threaded rotors by utilizing a Rain Bird NPT-ACME or BSP-ACME side of the adapter. Just screw the adapter into the inlet on the ACME case, and then screw the rotor with the adapter onto the NPT or BSP swing joint until it is snug. Available for 1", 1 ¼", and 1 ½" swing joints, the adapter adds only about 1 ¾" to the installed height of the rotor, and is rated at the same operating pressures as Rain Bird® Swing Joints.



● NPT or BSP to ACME Adapter

### ● Swing Joints

#### HOW TO SPECIFY



†Enlarging outlet available only on 1" and 1 ¼" diameter models

\*\*Reducing inlet available on 1 ¼" diameter models

