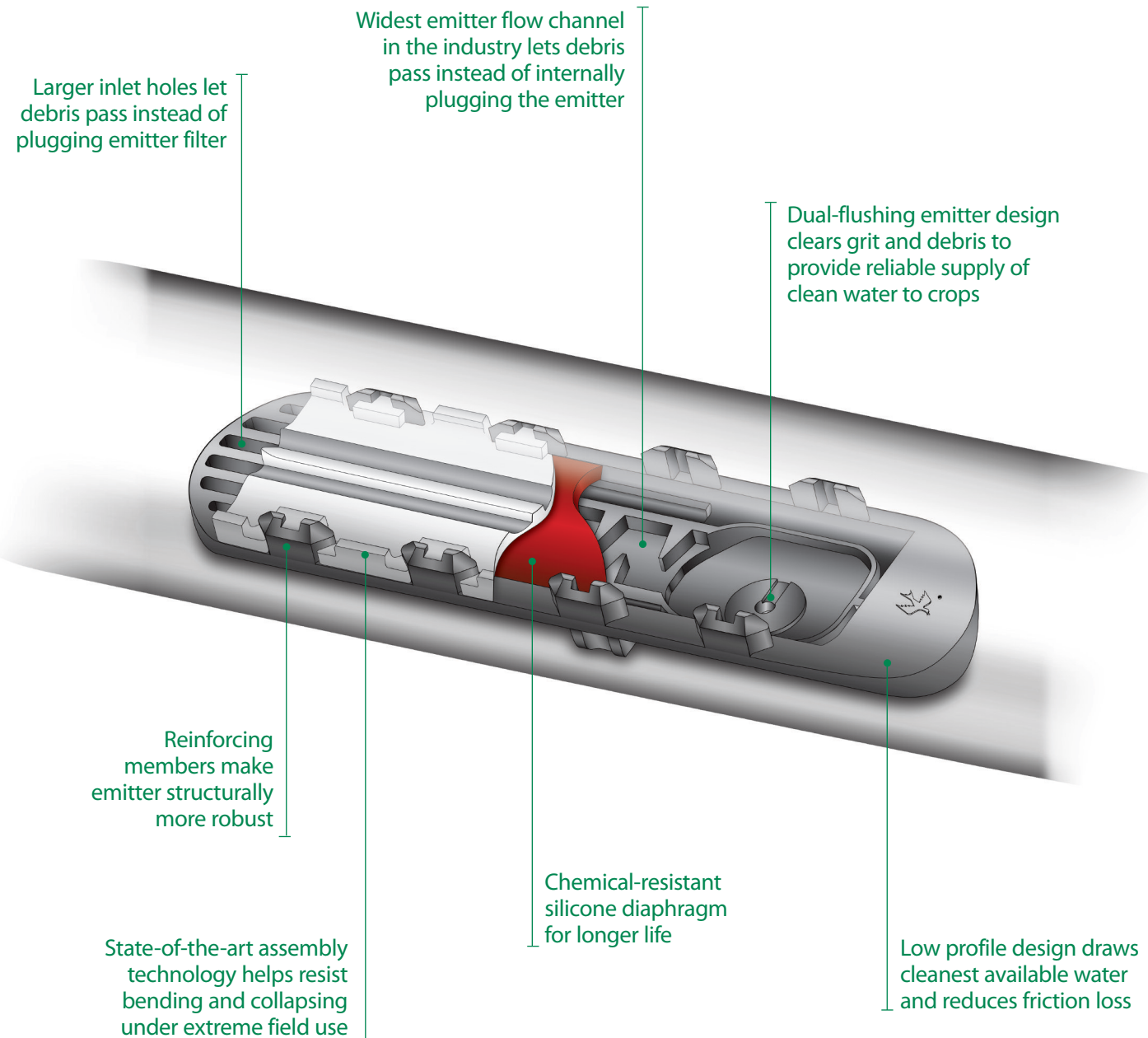


A5 PC™ Series Ag Dripline with GritX™ Emitter Technology

How it works

GritX Emitter Technology ensures a steady flow of water to your crops by drawing clean water from the center of the tubing. Most grit and debris flows along the tubing wall without entering the emitter. Any debris that enters is easily passed through the emitter's large inlet holes and along

the wide flow channel – the widest in the industry. The dual-flushing design forces grit out of the emitter automatically, preventing clogs that can potentially harm your crops. The result: consistent flows and even distribution of water that you can rely on.



Models

- A5-16-35-04-18
- A5-16-35-04-24
- A5-16-35-04-30
- A5-16-35-04-36
- A5-16-35-04-42
- A5-16-35-04-48
- A5-16-35-04-60
- A5-16-35-06-18
- A5-16-35-06-24
- A5-16-35-06-30
- A5-16-35-06-36
- A5-16-35-06-42
- A5-16-35-06-48
- A5-16-35-06-60
- A5-16-45-04-18
- A5-16-45-04-24
- A5-16-45-04-30
- A5-16-45-04-36
- A5-16-45-04-42
- A5-16-45-04-48
- A5-16-45-04-60
- A5-16-45-06-18
- A5-16-45-06-24
- A5-16-45-06-30
- A5-16-45-06-36
- A5-16-45-06-42
- A5-16-45-06-48
- A5-16-45-06-60
- A5-16-35-05-18
- A5-16-35-05-24
- A5-16-35-05-30
- A5-16-35-05-36
- A5-16-35-05-42
- A5-16-35-05-48
- A5-16-35-05-60
- A5-16-45-05-18
- A5-16-45-05-24
- A5-16-45-05-30
- A5-16-45-05-36
- A5-16-45-05-42
- A5-16-45-05-48
- A5-16-45-05-60
- A5-18-04-18
- A5-18-04-24
- A5-18-04-30
- A5-18-04-36
- A5-18-04-42
- A5-18-04-48
- A5-18-04-60
- A5-18-06-18
- A5-18-06-24
- A5-18-06-30
- A5-18-06-36
- A5-18-06-42
- A5-18-06-48
- A5-18-06-60
- A5-18-05-18
- A5-18-05-24
- A5-18-05-30
- A5-18-05-36
- A5-18-05-42
- A5-18-05-48
- A5-18-05-60
- A5-18-10-18
- A5-18-10-24
- A5-18-10-30
- A5-18-10-36
- A5-18-10-42
- A5-18-10-48
- A5-18-10-60
- A5-20-04-18
- A5-20-04-24
- A5-20-04-30
- A5-20-04-36
- A5-20-04-42
- A5-20-04-48
- A5-20-04-60
- A5-20-06-18
- A5-20-06-24
- A5-20-06-30
- A5-20-06-36
- A5-20-06-42
- A5-20-06-48
- A5-20-06-60
- A5-20-05-18
- A5-20-05-24
- A5-20-05-30
- A5-20-05-36
- A5-20-05-42
- A5-20-05-48
- A5-20-05-60
- A5-20-10-18
- A5-20-10-24
- A5-20-10-30
- A5-20-10-36
- A5-20-10-42
- A5-20-10-48
- A5-20-10-60

Rain Bird Corporation
970 W. Sierra Madre Avenue
Azusa, CA 91702
Phone: (626) 812-3400
Fax: (626) 812-3411

Rain Bird Technical Services
(800) RAINBIRD (1-800-724-6247)
(U.S. and Canada)

Rain Bird Corporation
6991 E. Southpoint Road
Tucson, AZ 85756
Phone: (520) 741-6100
Fax: (520) 741-6522

Specification Hotline
(800) 458-3005 (U.S. and Canada)

Rain Bird International, Inc.
1000 W. Sierra Madre Avenue
Azusa, CA 91702
Phone: (626) 963-9311
Fax: (626) 852-7343

The Intelligent Use of Water™
www.rainbird.com

* Registered trademark of Rain Bird Corporation
© 2010 Rain Bird Corporation 11/10



A5 PC™ Series Pressure Compensating Ag Dripline

Engineered, manufactured and tested with your needs in mind

You have a choice when it comes to flat-emitter, pressure-compensating hard hose dripline. Rain Bird engineers leveraged over 75 years of irrigation expertise to develop state-of-the-art Ag dripline that meets or exceeds the performance of any Ag dripline on the market. Rain Bird® A5 PC Dripline is designed to address the key issues confronting growers today:

Reliable, steady flow

A5 PC's grit-tolerant, clog-resistant design ensures that water will keep flowing to your crops, whether it is being drawn from a well, pond, reservoir or canal. By minimizing clogging and maintenance, it saves you time and money.

High uniformity and efficiency

The technologically advanced pressure-compensating design of the A5 PC emitter maximizes uniformity and water-use efficiency, even with substantial elevation changes. By reducing the use of water, chemicals, and fertilizer, you get increased crop output with significantly lower input.

Maximum durability

Growers demand reliable performance in the harshest conditions. A5 PC dripline is engineered and tested to stand up to harsh chemicals, UV radiation and damage that can be caused by farm equipment, giving you years of worry-free performance.

Application Versatility

A5 PC dripline is ideally suited for all vineyard and orchard applications, including grapes, hops, stone fruits, almonds, walnuts, pecans and more.

Made in the USA

A5 PC pressure compensating agricultural dripline is 100% designed, engineered, manufactured and tested in the USA.

Operating Range

- Compensating Pressure: 7 to 60 psi (0.48 to 4.14 bar)
- Temperature:
 - Water: Up to 110°F (43.3° C)
 - Ambient: Up to 150°F (65.6° C)
- Required Filtration: 120 mesh (125 micron)

Applications

- Flat, sloped or rolling terrain
- Challenging water conditions

Specifications

Nominal Flow Rates:

- 0.42 GPH (1.6 l/h), 0.53 GPH (2.0 l/h), 0.61 GPH (2.3 l/h), 1.06 GPH (4.0 l/h)

Standard Emitter Spacing:

- 18", 24", 30", 36", 42", 48", 60"
- Custom spacing available

Tubing Dimensions:

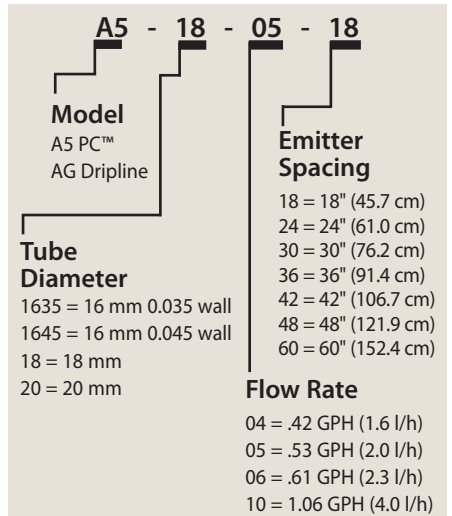
- 16 mm (OD .610, ID 0.540", wall thickness 0.035")
- 16 mm (OD .630, ID 0.540", wall thickness 0.045")
- 18 mm (ID 0.619", wall thickness 0.045")
- 20 mm (ID 0.687", wall thickness 0.050")

Customer Satisfaction Policy:

Rain Bird's Customer Satisfaction Policy provides 5 years of protection on product workmanship and 7 years on environmental stress cracking.



How to Specify



Visit www.rainbird.com/A5PC for more information.



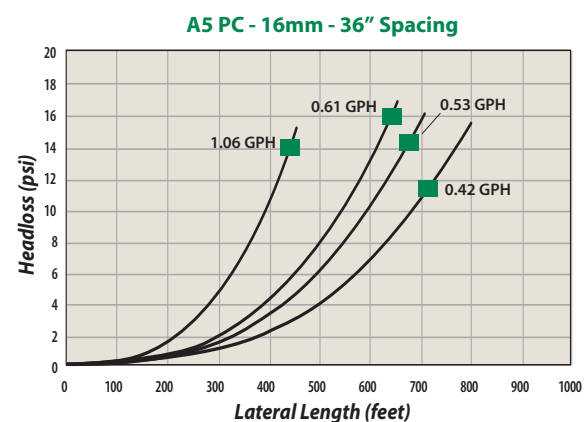
A5 PC 16 mm Headloss and Lateral Length

CALCULATING LATERAL LENGTH INLET PRESSURE

$$\begin{aligned} &\text{Line End Pressure*} \\ &+ \text{Pressure Loss (from graph)} \\ &= \text{Inlet Pressure} \end{aligned}$$

*Minimum pressure at lateral length end = 7 psi.

Example:
 A5 PC 18" Spacing 7 psi (end pressure)
 0.53 GPH, 350' Run + 12 psi (from graph)
 Minimum Inlet Pressure = 19 psi



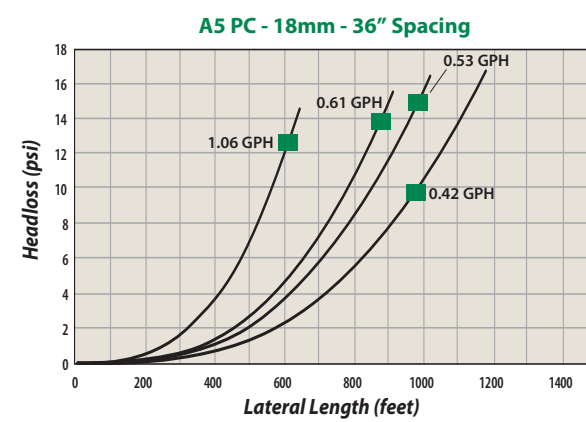
A5 PC 18 mm Headloss and Lateral Length

CALCULATING LATERAL LENGTH INLET PRESSURE

$$\begin{aligned} &\text{Line End Pressure*} \\ &+ \text{Pressure Loss (from graph)} \\ &= \text{Inlet Pressure} \end{aligned}$$

*Minimum pressure at lateral length end = 7 psi.

Example:
 A5 PC 18" Spacing 7 psi (end pressure)
 0.53 GPH, 500' Run + 11 psi (from graph)
 Minimum Inlet Pressure = 18 psi



A5 PC 20 mm Headloss and Lateral Length

CALCULATING LATERAL LENGTH INLET PRESSURE

$$\begin{aligned} &\text{Line End Pressure*} \\ &+ \text{Pressure Loss (from graph)} \\ &= \text{Inlet Pressure} \end{aligned}$$

*Minimum pressure at lateral length end = 7 psi.

Example:
 A5 PC 18" Spacing 7 psi (end pressure)
 0.53 GPH, 700' Run + 14 psi (from graph)
 Minimum Inlet Pressure = 21 psi

