








Micro-Quick™ Sprays

Performance Data and Stake Assembly

U.S. STANDARD DATA

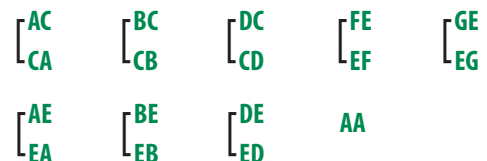
MODEL (nominal nozzle diameter)	PRES.	FLOW	A 	B 		C 	D 	E 	F 	G 	
			DIAMETER	LENGTH	WIDTH	RADIUS	DIAMETER	DIAMETER	DIAMETER	LENGTH	WIDTH
NOZZLE	psi	gph	ft	ft	ft	ft	ft	ft	ft	ft	ft
QN-05 Black 0.026"	10	3.7	8.5	8.0	7.5	4.0	8.0	3.0	10.0	9.0	6.0
	15	4.6	9.5	10.0	8.5	4.5	9.5	3.0	11.0	10.0	6.5
	20	5.2	10.5	11.0	9.0	5.0	11.0	3.0	12.0	11.0	7.0
	25	5.9	11.0	11.5	9.5	5.3	11.0	3.0	12.5	12.0	7.5
	30	6.5	11.5	12.0	10.0	5.5	11.0	3.0	13.0	13.0	8.0
QN-08 Orange 0.033"	10	5.6	13.0	10.0	7.5	4.5	9.5	3.0	12.5	12.0	7.0
	15	6.9	13.5	11.5	8.5	5.0	11.0	3.0	13.5	13.5	8.0
	20	8.0	14.0	12.5	9.5	5.5	12.5	3.0	14.0	15.0	9.0
	25	9.2	14.5	12.5	9.5	6.0	13.5	3.0	14.0	16.5	10.0
	30	10.0	15.0	13.0	10.0	6.5	14.5	3.0	14.5	18.0	10.5
QN-12 Blue 0.038"	10	7.3	17.0	11.0	9.5	4.5	11.0	3.0	14.5	15.0	8.0
	15	9.1	17.5	13.0	10.0	5.3	12.5	3.0	15.5	16.5	9.0
	20	10.6	18.0	14.5	10.5	6.0	13.5	3.0	16.0	18.0	9.5
	25	11.8	18.0	15.0	11.5	6.5	15.8	3.0	17.0	20.5	10.5
	30	13.2	18.0	15.5	12.0	7.0	18.0	3.0	17.5	23.0	11.0
QN-14 Violet 0.044"	10	9.7	19.0	13.0	10.0	5.0	12.0	3.0	16.5	15.5	8.5
	15	11.8	20.0	16.0	11.5	5.5	14.0	3.0	17.5	17.5	9.5
	20	13.7	20.5	17.0	12.0	6.0	15.5	3.0	18.5	19.5	10.0
	25	15.5	20.5	18.0	12.5	6.0	18.0	3.0	19.5	22.0	11.0
	30	17.2	21.0	19.0	13.0	7.0	20.5	3.0	20.5	24.0	11.5
QN-17 Green 0.048"	10	10.7	21.0	15.0	10.5	6.0	13.0	3.0	17.0	16.0	9.0
	15	13.3	22.0	15.0	12.0	6.0	15.0	3.0	18.5	18.5	10.0
	20	15.5	22.5	19.0	12.5	6.0	17.0	3.0	20.0	20.5	10.5
	25	17.4	23.0	20.0	13.0	6.5	20.0	3.0	21.5	23.0	11.0
	30	19.1	23.5	21.0	13.5	7.0	23.0	3.0	23.0	25.0	12.0
QN-24 Red 0.057"	10	14.2	23.0	16.0	11.5	6.5	15.0	3.0	18.0	18.5	11.0
	15	17.3	25.5	18.0	12.5	7.0	17.0	3.0	20.0	20.5	12.0
	20	20.1	28.0	19.5	13.0	7.5	19.0	3.0	21.5	22.0	13.0
	25	22.4	28.0	21.0	13.5	7.5	24.0	3.0	23.5	24.0	13.5
	30	26.0	28.0	22.0	14.0	7.5	25.0	3.0	25.0	25.5	14.0
QN-33 White 0.068"	10	17.2	25.0	18.0	11.0	7.5	17.5	3.0	19.0	21.0	13.0
	15	21.0	26.0	21.0	13.0	8.3	19.2	3.0	21.0	22.5	14.0
	20	25.2	27.0	23.0	14.5	9.0	21.0	3.0	23.0	23.5	14.5
	25	27.9	28.0	24.0	15.0	9.4	23.0	3.0	25.0	25.0	15.5
	30	30.6	28.0	25.0	15.5	9.5	25.0	3.0	27.0	26.0	16.0

Recommended Filtration (Mesh, Microns): QN-05 (200, 74), QN-08 (170, 93), QN-12 (150, 105), QN-14 (130, 118), QN-17 (120, 125), QN-24 (100, 150), QN-33 (80, 180)

- Specify deflector pattern to be installed down in the operational position by listing desired pattern letter first i.e., "AC"=360° Star Bird installed down in the operational position, with 120° Fan Spray installed up.
- Specify transfer tubing length: 24" (61cm), 36" (91cm), 48" (122cm), or 60" (152cm).

Note: 1 bar = 14.5 psi; 1 meter = 3.281 ft; 1 liter = 0.264 gal








Dual Pattern Configurations



Micro-Quick™ Sprays

Performance Data and Stake Assembly

METRIC DATA

MODEL (nominal nozzle diameter)	PRES.	FLOW	A 	B 		C 	D 	E 	F 	G 	
			DIAMETER	LENGTH	WIDTH	RADIUS	DIAMETER	DIAMETER	DIAMETER	LENGTH	WIDTH
NOZZLE	bar	l/h	m	m	m	m	m	m	m	m	m
QN-05 Black 0.66mm	0.75	13.8	2.6	2.4	2.3	1.2	2.4	0.9	3.0	2.7	1.80
	1.00	17.2	2.9	3.0	2.6	1.4	2.9	0.9	3.3	3.0	2.00
	1.50	19.8	3.3	3.3	2.7	1.6	3.2	0.9	3.6	3.3	2.10
	1.75	22.3	3.4	3.5	2.9	1.6	3.4	0.9	3.8	3.6	2.25
	2.00	24.5	3.5	3.7	3.0	1.7	3.4	0.9	4.0	4.0	2.40
QN-08 Orange 0.84mm	0.75	21.0	3.7	3.0	2.3	1.4	2.9	0.9	3.8	3.6	2.1
	1.00	26.3	3.8	3.5	2.6	1.5	3.3	0.9	4.1	4.1	2.4
	1.50	30.1	4.3	3.8	2.9	1.7	3.8	0.9	4.2	4.6	2.7
	1.75	34.6	4.4	3.8	2.9	1.8	4.0	0.9	4.2	5.0	3.01
	2.00	37.8	4.5	4.0	3.0	2.0	4.2	0.9	4.4	5.4	3.2
QN-12 Blue 0.97mm	0.75	27.6	5.1	3.4	2.9	1.4	3.3	0.9	4.4	4.6	2.4
	1.00	34.5	5.3	4.0	3.0	1.6	3.7	0.9	4.7	5.0	2.7
	1.50	40.0	5.4	4.4	3.2	1.9	4.0	0.9	4.9	5.4	2.9
	1.75	44.7	5.5	4.6	3.5	2.0	4.8	0.9	5.1	6.2	3.2
	2.00	49.9	5.5	4.7	3.7	2.1	5.3	0.9	5.3	7.0	3.3
QN-14 Violet 1.12mm	0.75	36.5	5.8	4.0	3.0	1.5	3.6	0.9	5.0	4.7	2.6
	1.00	44.6	6.1	4.9	3.5	1.7	4.2	0.9	5.3	5.3	2.9
	1.50	52.0	6.3	5.2	3.7	1.8	5.0	0.9	5.6	5.9	3.0
	1.75	58.7	6.3	5.5	3.8	1.9	5.5	0.9	5.9	6.7	3.3
	2.00	65.0	6.4	5.8	4.0	2.1	6.1	0.9	6.2	7.3	3.5
QN-17 Green 1.21mm	0.75	40.5	6.4	4.6	3.2	1.8	4.0	0.9	5.1	4.9	2.7
	1.00	50.5	6.7	5.2	3.7	1.8	4.5	0.9	5.6	5.6	3.0
	1.50	58.5	6.9	5.8	3.8	1.9	5.5	0.9	6.1	6.2	3.2
	1.75	65.9	7.0	6.1	4.0	2.0	6.0	0.9	6.5	7.0	3.3
	2.00	72.3	7.1	6.4	4.1	2.1	6.8	0.9	7.0	7.6	3.7
QN-24 Red 1.45mm	0.75	53.9	7.1	4.9	3.5	2.0	4.6	0.9	5.4	5.6	3.3
	1.00	65.6	7.8	5.5	3.8	2.2	5.1	0.9	6.1	6.2	3.7
	1.50	76.0	8.2	5.9	4.0	2.2	6.3	0.9	6.5	6.7	3.9
	1.75	84.9	8.5	6.4	4.1	2.3	7.0	0.9	7.1	7.3	4.1
	2.00	98.4	8.5	6.7	4.3	2.3	7.3	0.9	7.6	7.7	4.2
QN-33 White 1.73mm/0.068"	0.75	65.1	7.6	5.5	3.4	2.3	5.4	0.9	5.8	6.4	3.9
	1.00	79.5	7.9	6.4	4.0	2.5	5.8	0.9	6.4	6.9	4.2
	1.50	95.3	8.3	7.0	4.4	2.8	6.6	0.9	7.0	7.1	4.4
	1.75	105.7	8.4	7.3	4.6	2.9	7.1	0.9	7.6	7.6	4.7
	2.00	115.7	8.5	7.6	4.7	2.9	7.5	0.9	8.2	7.9	4.9

Recommended Filtration (Mesh, Microns): QN-05 (200, 74), QN-08 (170, 93), QN-12 (150, 105), QN-14 (130, 118), QN-17 (120, 125), QN-24 (100, 150), QN-33 (80, 180)

- Specify deflector pattern to be installed down in the operational position by listing desired pattern letter first i.e., "AC"=360° Star Bird installed down in the operational position, with 120° Fan Spray installed up.
- Specify transfer tubing length: 24" (61cm), 36" (91cm), 48" (122cm), or 60" (152cm).

Note: 1 bar = 14.5 psi; 1 meter = 3.281 ft; 1 liter = 0.264 gal

Dual Pattern Configurations

